

EXCLUSIVE ENTRANCE DOORS

Aluminium entrance doors
with double-sided
leaf-enclosing infill
with a U-value of
up to

0.61

W/m²K.

Designed with a sense
for safety,
aesthetics and comfort.

Experience
the Exclusive Innovations!

DESIGNED FOR YOU.

INOTHERM
ORIGINAL



1 2
3 4
5 6
7 8
9 0

Welcome to the world of

INOTHERM

EXCLUSIVE ENTRANCE DOORS

- the world of the creatives

Each of us is unique in our own way, just like our **EXCLUSIVE** entrance door.

The door acts as a mosaic element in your home, showcasing your unique personality. Our new catalog offers you the opportunity to select a door that adds a distinctive touch to your home. Express your creativity by combining colors and accessories to create your own unique entrance. We are dedicated to delivering exceptional quality in every aspect.

EXCLUSIVE entrance doors are crafted with high-quality materials, using advanced production techniques and undergoing continuous quality control. All materials used are environmentally friendly and recyclable, ensuring a long lifespan for the product. Let us exceed your expectations down to the smallest detail.

Your **INOTHERM** Team.

EXCLUSIVE entrance doors offer remarkable advantages:

- Wide range of products
- Fulfillment of individual desires and preferences
- Exceptionally high thermal insulation and soundproofing capabilities
- High level of security against break-ins
- Long-lasting durability
- Minimal maintenance and care required
- Vast selection of exquisite models and a comprehensive range of accessories.



Aluminium and environment in building windows and facades. The valuable material recycling system A/U/F system exists in the construction sector. Residues of cut aluminum from companies and old components dismantled are fed into our recycling system.





BT 670

FINGER SCANNER,
KEYPAD,
BLUETOOTH

AGE 1041 BH

Exterior Black applications

- Accessories
- Exterior handle ZAE 216 B
- Colour RAL 9005 matt
- Exterior panel DD 424
- Peephole BT 19 EB
- Door knocker BT 107 B
- Sidelight ST 01 / WG / 400
- Glass motif MS 6026/S +
House number HFG
- Optional: Finger scanner BT 670
Black Edition Package

EXCLUSIVE DOORS

Contents

Technical specifications	4
Overview	12

ENTRANCE DOORS

AG SERIES	Models without decorative frames	14
AE SERIES	Models with stainless steel decorative frames	60
art SERIES	High-end models	70
AT SERIES	Models with decorative aluminium frames	86
TH SERIES	Technical specifications	102

HARDWARE & ACCESSORIES

Glass	116
Colours	118
Hardware and fittings	124

Technical modifications and printing errors reserved.
Colour deviations from the original may arise due to the printing conditions.

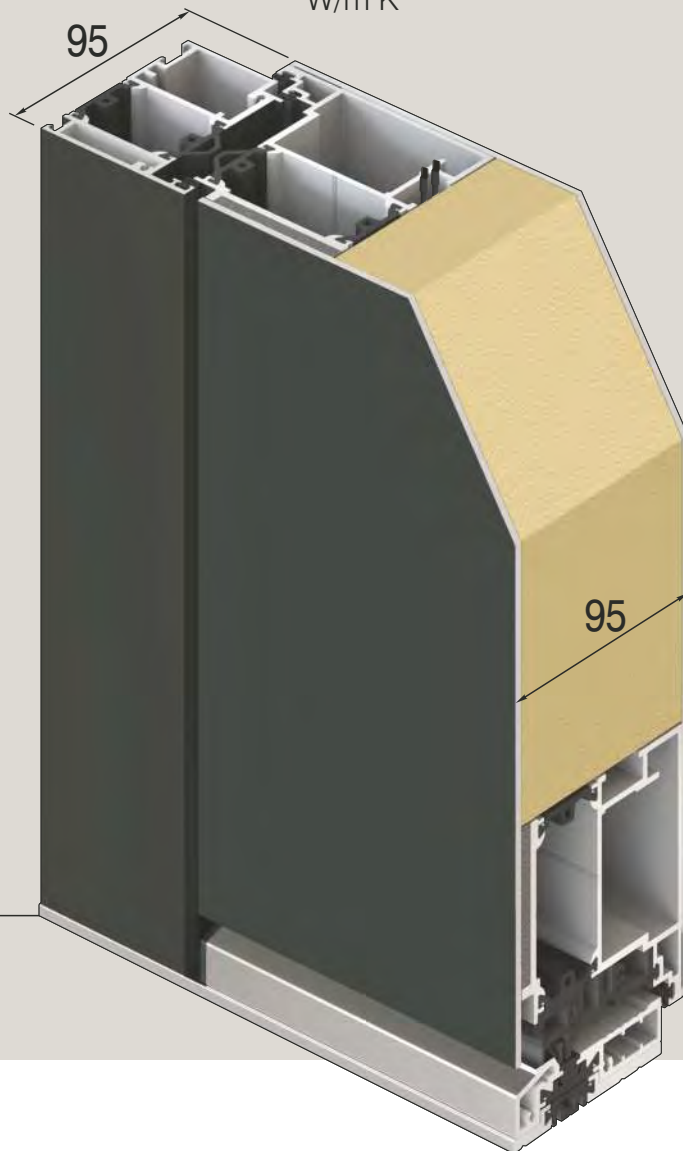
PROFILE CONSTRUCTION AND TECHNICAL INFORMATION

EXCLUSIV

from

0,82

W/m²K



3

Doors in monoblock construction,
95mm thick door leaf

*

CIRCUMFERENTIAL GASKETS
in the door frame and leaf,
with reinforced vulcanised corners

*

A SPECIAL U-value BARRIER
in the rebate

*

3

**ADJUSTABLE 3-PIECE
BARREL HINGES**

*

5

- MULTIPOINT LOCK,
with hooks and bolts
45mm backset continuous
stainless steel counterplate

*

3

mm THICK interior and exterior
aluminium panel sheets

*

PATENTED LEAF DESIGN
with a
DILATION LAYER
with
WIRING CHASE CHAMBER

*

RC3

standard GA 190 Series
**SAFETY DOOR
HANDLE SET**

integrated core drawing protection
certified EN 1906

*

THERMAL BREAK THRESHOLD
in EV1 aluminium
silver anodized
with concealed mounting

*

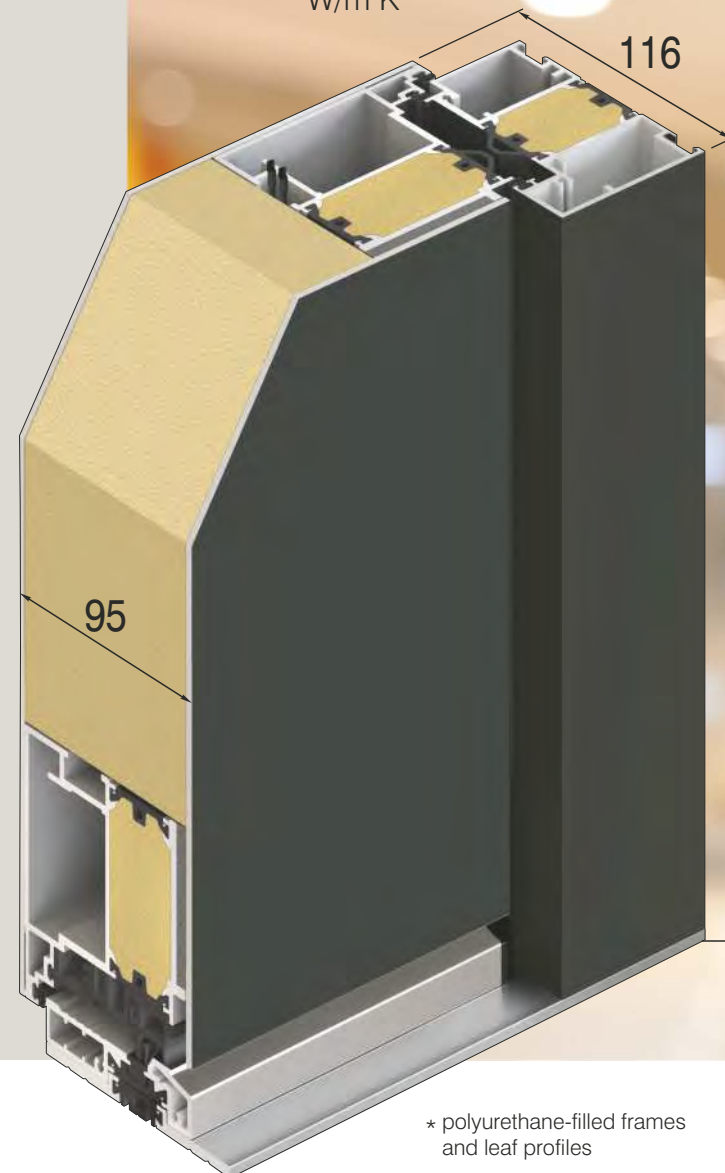
standard
GROUND STATIC PROFILE
under the threshold

EXCLUSIV plus

from

0,61

W/m²K




* polyurethane-filled frames
and leaf profiles

THE ADVANTAGES LIE IN THE DETAILS

The standard AT 95 frame profile shape is included in the price, with options such as AT 110, AT 110 P, LP 150, and LP 200 available for a surcharge. Lead times don't vary.



AT 95
STANDARD FORM




LP 200
Deep door lining profile


LP 150
Deep door lining profile

Aluminium
is a lightweight, strong and rustproof material, simple to care for and has an exceptionally long lifespan. It enables precise treatment, which is very important in the manufacture of products that need to be very airtight and achieve a high level of acoustic and thermal insulation.

Aluminium
stands out as a lightweight, robust, and corrosion-resistant material that is easy to maintain and boasts an exceptionally long lifespan. Its capability for precise treatment is particularly crucial in crafting products demanding superior airtightness and achieving high levels of acoustic and thermal insulation. Derived from natural ore, bauxite, which is available in practically unlimited quantities, aluminium is mostly produced with energy harnessed from hydroelectric power plants. After use, aluminium can be recycled through nearly infinite cycles while preserving its original characteristics. Notably, the recycling process requires only about 5% of the energy compared to the basic production procedure. In Europe, approximately 35% of aluminium products are crafted from recycled aluminium, with this percentage steadily increasing.



AT 110 P
Rectangular form



AT 110
CLASSIC FORM



Standard equipment

The Exclusiv range of entrance doors boasts standard high-quality features, such as a

MULTIPOINT HOOK AND BOLT LOCK

and a continuous stainless steel counterplate. Should there be a need for enhanced anti-burglary protection, a diverse array of supplementary options in fittings and hardware is available.

If the customer wishes to increase anti-burglary protection, they can select from among the additional options listed in the range of fittings and hardware.

COUNTERPLATE

The stainless steel counterplate, a standard feature in all locking systems, not only enhances security but is also +/- 2mm adjustable, ensuring a heightened level of bolting comfort.



LATCH BOLT



Sizes:
S / M / L / XL /
XXL / JUMBO

3 **CIRCUMFERENTIAL GASKETS**
in the door frame and leaf,
with reinforced vulcanised corners

A SPECIAL U-value BARRIER
in the rebate

3 **ADJUSTABLE 3-PIECE
BARREL HINGES**

5 **- MULTIPOINT LOCK,**
with hooks and bolts
45mm backset continuous
stainless steel counterplate

3 **mm THICK** interior and exterior
aluminium panel sheets

PATENTED LEAF DESIGN
with a
DILATION LAYER
with
WIRING CHASE CHAMBER

RC3 standard GA 190 Series
**SAFETY DOOR
HANDLE SET**
integrated core drawing protection
certified EN 1906

THERMAL BREAK THRESHOLD
in EV1 aluminium
silver anodized
with concealed mounting

standard
GROUND STATIC PROFILE
under the threshold

TRIPLE GLAZING
(U-Value=0,5 W/m²K)
in combination with motifs
and ornamental glass



EXCLUSIVE DOORS

Standard equipment


STANDARD DOOR HANDLE SET IN POLISHED STAINLESS STEEL

Outside: Knob / Inside: Lever handle
certified RC 3 and EN 1906
with integrated core drawing protection.



3 THREE-PIECE BARREL HINGES

Standard in every entrance door are three robust and adjustable three-piece barrel hinges, available in EV1 anodized or optionally in one of 16 standard colours.

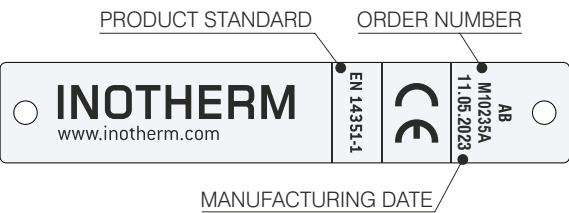


STANDARD PROFILE CYLINDER

K 20 standard cylinder with emergency and anti-lockout function, with 6 keys included.

PRODUCT NAMEPLATE

Each door is fitted with a stainless steel nameplate, laser-engraved with the order number for lasting legibility. This number allows easy retrieval of essential information about the door order and manufacturing if needed.





Standard equipment

GROUND STATIC PROFILE

Mounted beneath the threshold, the ground static profile features an optimal cross-section, positioning grooves, and comes standard in EV1 anodized silver colouring.

This profile ensures a sturdy and perfectly square door construction, ensures safe transport and facilitates a swift, hassle-free, and precise installation.

NEW AND IMPROVED CONSTRUCTION

The new, extensively enhanced frame and leaf design features multiple static points and a **new leaf thickness of 95mm**.

This innovative construction excels in all critical aspects: statics, thermal insulation, safety, and ecology, delivering peak performance across the board.

AAE 1604 B

Exterior Black applications
Interior grooves only

Accessories
Glass motif MS 6452
Exterior handle ZAE 214 TF

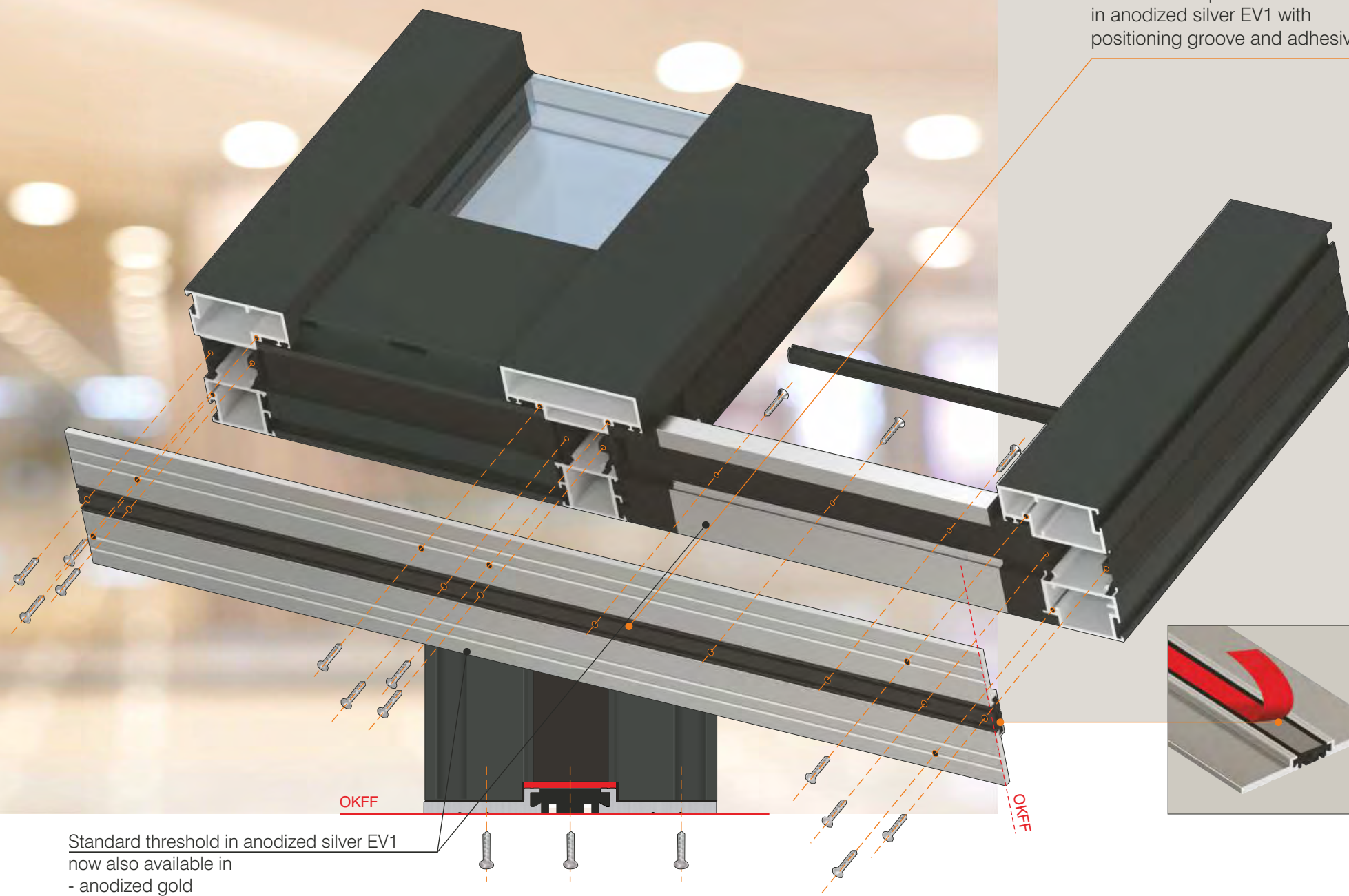
Colour 70 784 FS
Exterior décor RAL 9005 matt
Sidelight ST 01 / WG / 400
Glass motif MS 6452/S +
House number HFG
Finger scanner BT 660
Optional: Black Edition Package



Ground static profile in aluminium
Optional: - ground profile - BP-30, BP-40mm and BP-80mm
(combinable up to 320mm)
- drainage channel 80mm

EXCLUSIVE DOORS

Ground static profile standard
in anodized silver EV1 with
positioning groove and adhesive



Standard threshold in anodized silver EV1
now also available in
- anodized gold
- anodized black

SMART DESIGN

adaptable to door height changes.

Through automatic geometric alignment, the glass size seamlessly conforms to the specific door height at no additional cost. This feature maintains a uniform and harmonious entrance door design, accommodating even larger door heights with ease.

Contemporary construction projects often require doors of exceptional dimensions, where structural stability is paramount.

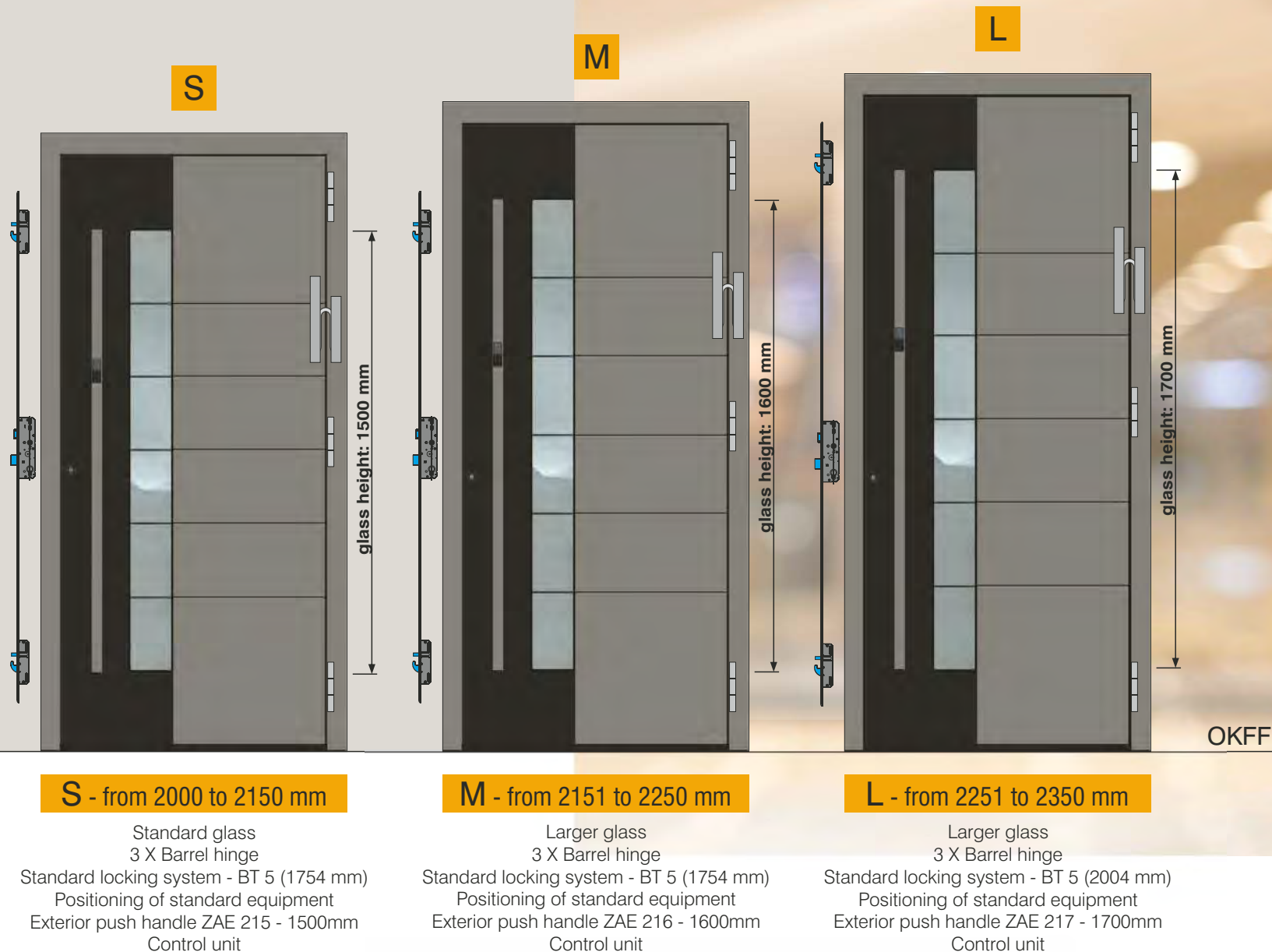
The Exclusiv range of entrance doors, featuring innovative technical solutions, guarantees seamless functionality, accommodating heights ranging from 2251 to 2700 mm and widths of up to 1260 mm.

AAE 1624 B

Exterior décor
Grooves on both sides

Accessories
Glass motif MS 6201
Exterior handle ZAE 215 TF

Colour RAL 9007 FS
Exterior décor RAL 9005 matt
Sidelight ST 01 / WG / 400
Glass motif MS 6201/S +
House number HFG
Optional: Finger scanner BT 660
Black Edition Package



EXCLUSIVE DOORS

Door sizes

XL



OKFF

XL - from 2351 to 2450 mm

Larger glass
3 X Barrel hinge
Standard locking system - BT 5 (2004 mm)
Positioning of standard equipment
Exterior push handle ZAE 218 - 1800 mm
Control unit

XXL




glass height: 1900 mm

XXL - from 2451 to 2550 mm

Larger glass
Ap to 2500mm 4 X Barrel hinge
Standard locking system - BT 5 (2004 mm)
Positioning of standard equipment
Exterior push handle ZAE 218 - 1800 mm
Control unit

JUMBO



glass height: 2000 mm


JUMBO - from 2551 to 2700 mm

Larger glass
4 X Barrel hinge
Standard locking system - BT 5 (2254 mm)
with additional locking elements
Positioning of standard equipment
Exterior push handle ZAE 218 - 1800 mm
Control unit

inoSmart
SMART DOOR SYSTEM

BT 660

FINGER SCANNER,
KEYPAD,
BLUETOOTH
AND
LED LIGHTING

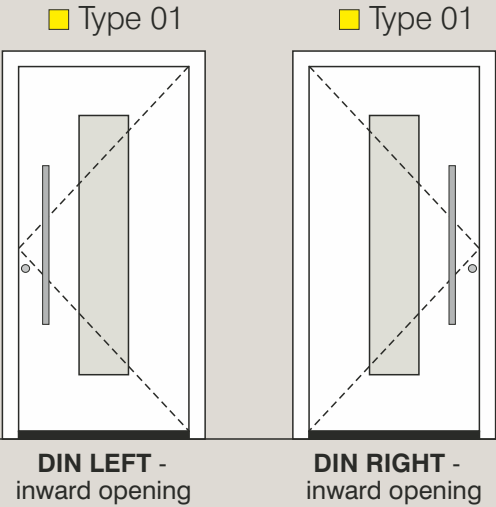


Introducing
the latest generation of the
INOSMART fingerprint scanner,
which, like the exceptional
Inotherm entrance doors,
embodies quality, security
and comfort.
This essential component
of the entrance door
ensures convenient
and secure entry to the house
for the entire family, eliminating
worries about lost keys.

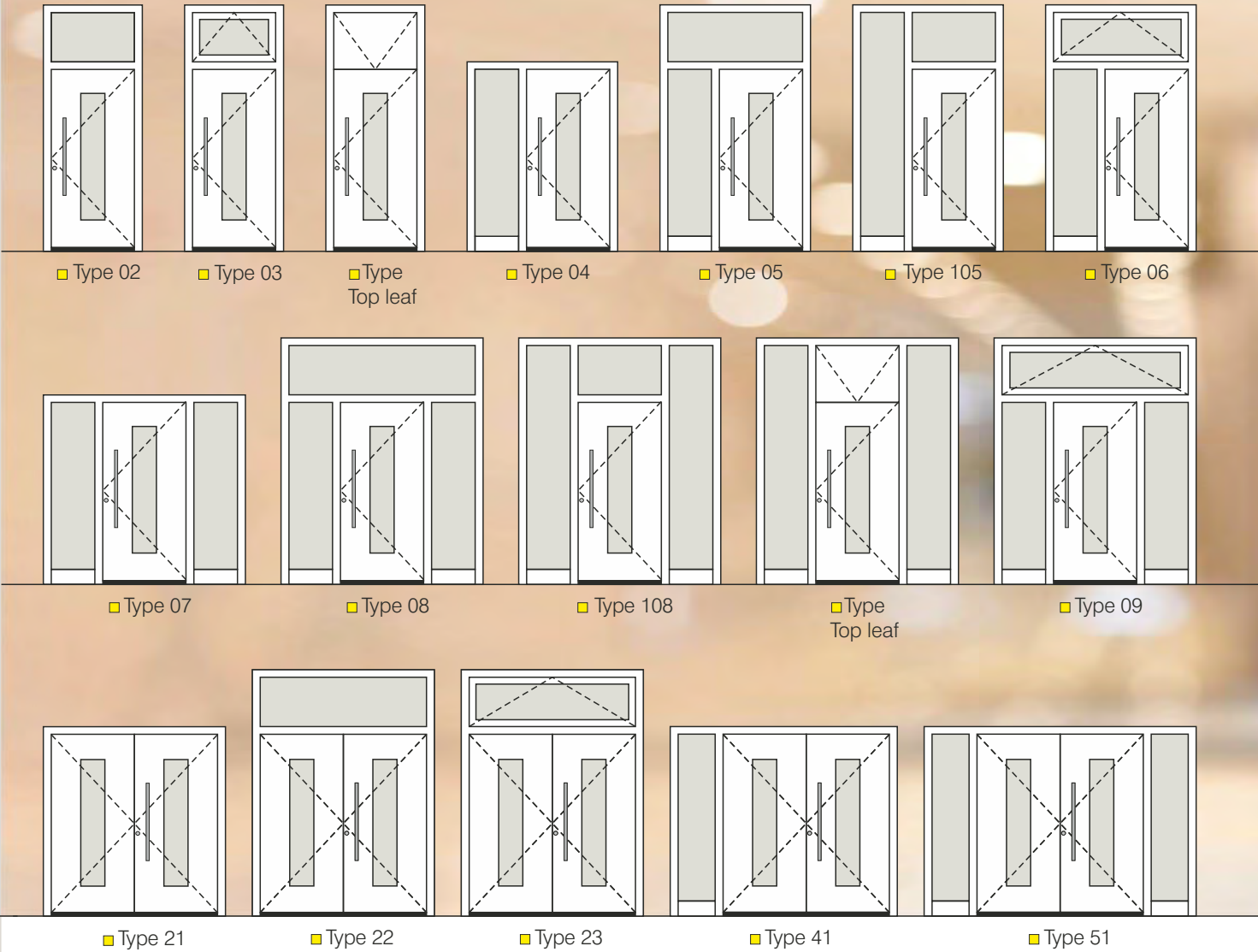
All models within the Exclusiv range offer versatile configurations, including combinations with sidelights and transom lights, as well as the option to open in either DIN direction (left or right), as illustrated in the

TYPE OVERVIEW

Individual elements can be manufactured as a single piece, reaching dimensions up to 2500mm wide by 2700mm high. For larger sizes, two or more elements can be coupled together with coupling material (clips and gaskets) - a surcharge applies.



Type overview - View from the outside



EXCLUSIVE DOORS

Modifications

AGE 1351
standard model

AGE 1351 - modified
according to the drawing



AGE 1351

Flat smooth surface

Accessories
Glass motif MS 6001
Exterior handle ZAE 709

Colour 80 077 FS
Sidelight ST 01 / WG / 400
Glass motif MS 6001/S +
House number HFG
Optional: Finger scanner BT 610

The Exclusiv range boasts more than 220 models. If the perfect model isn't found within this extensive selection, customization options are available through

MODIFICATIONS

enabling the crafting of a unique door. The Exclusiv Door Studio further provides the option to create custom-made designs (detailed sketch required).

IMPORTANT NOTE

All modifications are applied exclusively to existing models, allowing alteration of only one parameter at a time. Minor modifications include e.g. removing grooves, adjusting the glass position, or creating a mirror image design.

Major modifications may encompass enlarging the glass size, changing the arrangement of stainless steel accents, or adding an extra decorative panel to achieve a two-tone visual effect.

AG SERIES

Distinct model series for diverse design preferences

AG Series: Without decorative frames

Characterized by smooth surfaces and clean and simple lines.

Basic model shapes are simple, coherent, without superfluous extras, ensuring timelessness of the models.

The design of the series emphasises the quality of the finishing and incorporated materials and the product's technological perfection.

Strict controls throughout the fabrication process and final control of **EXCLUSIVE entrance doors** ensure low maintenance and an extremely long life.

You can add your own design note to all models from the **AG series** and with minor or major modifications, create an entirely unique **EXCLUSIVE entrance door** model.

AGE 1030

Flat smooth surface

Accessories
Exterior handle ZAE 716

Colour 70 784 FS
Sidelight ST 01 / WG / 400
Glass motif MS 6025/S +
House number HFG
Optional: Finger scanner BT 610
Mirror inside



NEW FEATURE!

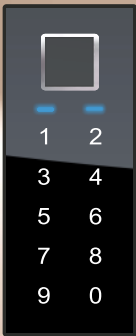
Set the stage, and add an internal mirror to the inside of your door.



AGE 1030

Inside view
Colour - 70 784 FS
Mirror - SK 160

EXCLUSIVE DOORS



BT 670

FINGER SCANNER,
KEYPAD,
BLUETOOTH



AGE 1030

Inside view
Colour - 70 784 FS



AGE 1030 BH

Flat smooth surface
Accessories
Exterior handle ZAE 216 B

Colour RAL 9005 matt
Exterior panel DD 424
Peephole BT 19 EB
Door knocker BT 107 B
Sidelight ST 01 / WG / 400
Glass motif MS 6025/S +
House number HFG
Optional: Finger scanner BT 670
Black Edition Package



AGE 1030

Flat smooth surface
Accessories
Exterior handle GM 516 ST

Colour 70 784 FS
Sidelight ST 01 / WG / 400
Glass motif MS 6025/S +
House number HFG
Optional: Finger scanner BT 660

- EXTERIOR HANDLE
- SERIES 70
- STAINLESS STEEL MATT
- OPTION: FINGER SCANNER



AGE 1044

Exterior grooves only

Accessories
Exterior handle ZAE 709

Colour 80 077 FS
Sidelight ST 01 / WG / 400
Glass motif MS 6670/S +
House number HFG
Optional: Finger scanner BT 610



AGE 1044 B

Exterior grooves only

Accessories
Exterior handle ZAE 216 B

Colour RAL 9007 FS
Peephole BT 19 EB
Door knocker BT 107 B
Sidelight ST 01 / WG / 400
Glass motif MS 6670/S +
House number HFG
Optional: Finger scanner BT 660
Black Edition Package

EXCLUSIVE DOORS



AGE 1061 B

Exterior black applications

Accessories
Exterior handle ZAE 216 B

Colour RAL 9007 FS
Sidelight ST 01 / WG / 400
Glass motif MS 6638/S +
House number HFG
Optional: Finger scanner BT 670
Black Edition Package
Glass canopy
Frame extension BV 80



AGE 1061 BH

Exterior black applications

Accessories
Exterior handle GM 516 ST

Colour RAL 9005 matt
Exterior panel DD 424
Sidelight ST 01 / WG / 400
Glass motif MS 6638/S +
House number HFG
Optional: Finger scanner BT 660
Black Edition Package



EXCLUSIVE DOORS

BLACK EDITION

The EXCLUSIV program introduces a modern touch with a blend of stylish black tones and complementary colours for your door's exterior.

Enter the realm of elevated aesthetics with The Black Edition Package, featuring meticulously finished black components as standard features:

- Ground static profile
- Slender bottom rail in the sidelight
- Security escutcheon
- Exterior applications

Additionally, the following black components can be chosen:

- Lever handle
- Digital door viewer
- Door knocker
- Weatherstrip

For a harmonious integration with the entryway surroundings, the interior colour of the door can be selected based on personal preference.

AGE 1039 B

Exterior black applications

Accessories
Exterior handle ZAE 216 B

Colour RAL 9005 matt
Exterior panel DD 421
Sidelight ST 01 / WG / 400
Glass motif MS 6844/S +
House number HFG
Optional: Finger scanner BT 670
Black Edition Package

NEW FEATURE!

Set the stage, and add an internal mirror to the inside of your door.



AGE 1039 B

Inside view
Colour - 70 784 FS
Mirror - SK 160

EXCLUSIVE DOORS


NEW!

SLENDER BOTTOM RAIL

The slender bottom rail in the sidelights is a discreet innovation that elevates the prominence of your door. Designed to be inconspicuous and nearly invisible, it can even be seamlessly concealed behind the facade and the ground, ensuring that the spotlight remains firmly on your door design.

It is crafted in a standard black exterior finish for a sleek and unobtrusive look.

On the interior, it matches the colour of the door frame, creating a cohesive and uniform appearance.



SLENDER BOTTOM RAIL

Colour - RAL 9005 matt



AGE 1077 B

Exterior grooves only

Accessories

Exterior handle ZAE 214 B

Colour RAL 9007 FS
Sidelight ST 01 / WG / 400
Glass motif MS 6816/S +

House number HFG
Optional: Finger scanner BT 670
Black Edition Package

AGE 1046 B

Exterior grooves only

Accessories

Exterior handle ZAE 215 B

Colour 70 784 FS
Sidelight ST 01 / WG / 400
Glass motif MS 6843/S +
House number HFG
Optional: Finger scanner BT 660
Black Edition Package



EXCLUSIVE DOORS

Glass canopy with optional LED lighting

GLASS CANOPY

Elevate the sophistication of your entrance door with a glass canopy that provides weather protection for both your door and guests. This seamless addition effortlessly integrates into the door, eliminating the need for any additional construction work. Enjoy enhanced aesthetic appeal and practical functionality with this stylish and hassle-free solution.

OPTIONAL: LED ILLUMINATION

For enhanced convenience and safety, consider incorporating LED lighting into the glass canopy. Light intensity and operating duration can be effortlessly controlled through the Inosmart app on your smartphone.

AGE 1041 B

Exterior black applications

Accessories
Exterior handle ZAE 216 B

Colour RAL 9007 FS
Sidelight ST 01 / WG / 400
Glass motif MS 6026/S +
House number HFG
Optional: Finger scanner BT 670
Black Edition Package
Glass canopy
Frame extension BV 80



AGE 1041

Exterior stainless steel applications

Accessories
Exterior handle ZAE 714

Colour 70 784 FS
Peephole BT 19 E
Door knocker BT 107
Sidelight ST 01 / WG / 400
Glass motif MS 6026/S +
House number HFG
Optional: Finger scanner BT 610

EXCLUSIVE DOORS

NEW!

SLENDER BOTTOM RAIL

The slender bottom rail in the sidelights is a discreet innovation that elevates the prominence of your door. Designed to be inconspicuous and nearly invisible, it can even be seamlessly concealed behind the facade and the ground, ensuring that the spotlight remains firmly on your door design. It is crafted in a standard black exterior finish for a sleek and unobtrusive look.

On the interior, it matches the colour of the door frame, creating a cohesive and uniform appearance.



SLENDER BOTTOM RAIL

Colour - RAL 9005 matt



AGE 1041 B

Exterior black applications

Accessories

Exterior handle ZAE 216 B

Colour HD 211

Sidelight ST 01 / WG / 400

Glass motif MS 6026/S +

House number HFG

Optional: Finger scanner BT 670

Black Edition Package



AGE 1041 BH

Exterior black applications

Accessories

Exterior handle ZAE 216 B

Colour RAL 9005 matt

Exterior panel DD 426

Peephole BT 19 EB

Door knocker BT 107 B

Sidelight ST 01 / WG / 400

Glass motif MS 6026/S +


House number HFG

Optional: Finger scanner BT 670

Black Edition Package

inoSmart
SMART DOOR SYSTEM

BT 670



FINGER SCANNER,
KEYPAD,
BLUETOOTH

AGE 1048

Exterior stainless steel
applications
Exterior grooves only

Accessories
Exterior handle GM 216 TF

Colour 70 784 FS
Sidelight ST 01 / WG / 400
Glass motif MS 6027/S +
House number HFG
Optional: Finger scanner BT 670



AGE 1048 B

Exterior black applications
Exterior grooves only

Accessories
Exterior handle ZAE 216 B

Colour RAL 9007 FS
Peephole BT 19 EB
Door knocker BT 107 B
Sidelight ST 01 / WG / 400
Glass motif MS 6027/S +
House number HFG
Optional: Finger scanner BT 670
Black Edition Package

EXCLUSIVE DOORS

INTERIOR COLOURS

the interior door colour can be personalized according to your preferences. Choose the shade that perfectly complements your home or opt for a colour that makes a striking and bold statement.



AGE 1037 B

Inside view
Colour - 70 784 FS



AGE 1037 BH

Exterior décor
Exterior black applications

Accessories
Exterior handle ZAE 216 B

Colour 70 784 FS
Exterior panel DD 424
Exterior décor 70 784 FS
Peephole BT 19 EB
Door knocker BT 107 B
Sidelight ST 01 / WG / 400
Glass motif MS 6854/S +
House number HFG
Optional: Finger scanner BT 670
Black Edition Package



AGE 1064

Exterior décor

Accessories
Exterior handle GM 516 SA

Colour 80 077 FS
Exterior panel DD 416
Exterior décor 80 077 FS
Sidelight ST 01 / WG / 400
Glass motif MS 6025/S +
House number HFG
Optional: Finger scanner BT 660



EXCLUSIVE DOORS

GLASS CANOPY

Elevate the sophistication of your entrance door with a glass canopy that provides weather protection for both your door and guests. This seamless addition effortlessly integrates into the door, eliminating the need for any additional construction work. Enjoy enhanced aesthetic appeal and practical functionality with this stylish and hassle-free solution.

OPTIONAL: LED ILLUMINATION

For enhanced convenience and safety, consider incorporating LED lighting into the glass canopy.

Light intensity and operating duration can be effortlessly controlled through the Inosmart app on your smartphone.

AGE 1011 BH

Exterior black applications

- Accessories
- Exterior handle ZAE 216 B
- Colour RAL 9005 matt
- Exterior panel DD 424
- Peephole BT 19 EB
- Door knocker BT 107 B
- Sidelight ST 01 / WG / 400
- Glass motif MS 6058/S + House number HFG
- Optional: Finger scanner BT 670
- Black Edition Package
- Glass canopy



AGE 1011 B

Exterior black applications

- Accessories
- Exterior handle ZAE 216 B
- Colour RAL 9007 FS
- Peephole BT 19 EB
- Door knocker BT 107 B
- Sidelight ST 01 / WG / 400
- Glass motif MS 6058/S + House number HFG
- Optional: Finger scanner BT 670
- Black Edition Package

EXCLUSIVE DOORS


NEW!

SLENDER BOTTOM RAIL

The slender bottom rail in the sidelights is a discreet innovation that elevates the prominence of your door. Designed to be inconspicuous and nearly invisible, it can even be seamlessly concealed behind the facade and the ground, ensuring that the spotlight remains firmly on your door design.

It is crafted in a standard black exterior finish for a sleek and unobtrusive look.

On the interior, it matches the colour of the door frame, creating a cohesive and uniform appearance.



SLENDER BOTTOM RAIL

Colour - RAL 9005 matt



AGE 1012 B

Exterior black applications

Accessories
Exterior handle ZAE 214 B

Colour RAL 9007 FS
Peephole BT 19 EB
Door knocker BT 107 B
Sidelight ST 01 / WG / 400
Glass motif MS 6059/S
Optional: Finger scanner BT 670
Black Edition Package



AGE 1013 BH

Exterior décor
Exterior black applications

Accessories
Glass motif MS 6060 +
House number HF
Exterior handle ZAE 214 B

Colour RAL 9005 matt
Exterior panel DD 424
Exterior décor RAL 9005 matt
Peephole BT 19 EB
Door knocker BT 107 B
Sidelight ST 01 / WG / 400
Glass motif MS 6060/S
Optional: Finger scanner BT 670
Black Edition Package/ Mailbox

FINGERPRINT SUITABILITY ANALYSIS

The Inosmart app can now be utilized to analyse an individual's fingerprints, allowing for a preliminary assessment of suitability for scanning and suitability to use the Inosmart system.



AGE 1015 B

Exterior black applications

Accessories
Exterior handle GM 516 ST

Colour RAL 9007 FS
Sidelight ST 01 / WG / 400
Glass motif MS 6178/S +
House number HFG
Optional: Finger scanner BT 660
Black Edition Package



AGE 1015 BH

Exterior black applications

Accessories
Exterior handle ZAE 216 B

Colour RAL 9005 matt
Exterior panel DD 424
Peephole BT 19 EB
Door knocker BT 107 B
Sidelight ST 01 / WG / 400
Glass motif MS 6178/S +
House number HFG
Optional: Finger scanner BT 670
Black Edition Package



EXCLUSIVE DOORS

NEW! SLENDER BOTTOM RAIL

The slender bottom rail in the sidelights is a discreet innovation that elevates the prominence of your door. Designed to be inconspicuous and nearly invisible, it can even be seamlessly concealed behind the facade and the ground, ensuring that the spotlight remains firmly on your door design. It is crafted in a standard black exterior finish for a sleek and unobtrusive look.

On the interior, it matches the colour of the door frame, creating a cohesive and uniform appearance.



SLENDER BOTTOM RAIL
Colour - RAL 9005 matt



AGE 1047
Exterior stainless steel applications
Exterior grooves only

- Accessories
Exterior handle ZAE 716
- Colour 80 077 FS
- Sidelight ST 01 / WG / 400
- Glass motif MS 6023/S +
House number HFG
- Optional: Finger scanner BT 610



AGE 1047 B
Exterior black applications
Exterior grooves only

- Accessories
Exterior handle ZAE 216 B
- Colour RAL 9007 FS
- Sidelight ST 01 / WG / 400
- Glass motif MS 6023/S +
House number HFG
- Optional: Finger scanner BT 670
Black Edition Package

ILLUMINATE YOUR ENTRANCE

Enhance your entryway with subtle, inviting LED illumination. Easily tailor the brightness and duration using the user-friendly Inosmart app on your smartphone, putting control in your hands.



- AGE 1098 B**
Grooves on both sides
- Accessories
Glass motif MS 6826 +
House number HFG
Exterior handle ZAE 211 B
- Colour 70 784 FS
Sidelight ST 01 / WG / 400
Glass motif MS 6826/S
Optional: Finger scanner BT 670
LED lighting
Black Edition Package

GLASS MOTIF

The transparent upper section of the glass lite can also be crafted in satin finish, matching the lower sections, at no additional cost.



- AGE 1098**
Grooves on both sides
- Accessories
Glass motif MS 6193+
House number HFG
Exterior handle ZAE 709
- Colour 80 077 FS
Sidelight ST 01 / WG / 400
Glass motif MS 6193/S +
House number HFG
Optional: Finger scanner BT 610

EXCLUSIVE DOORS

INTERIOR COLOURS

the interior door colour can be personalized according to your preferences. Choose the shade that perfectly complements your home or opt for a colour that makes a striking and bold statement.



AGE 1686 B

Inside view
Colour - 70 784 FS



AGE 1686 B

Grooves on both sides

Accessories
Glass motif MS 6065
Exterior handle ZAE 214 B

Colour 70 784 FS
Sidelight ST 01 / WG / 400
Glass motif MS 6065/S +
House number HFG
Optional: Finger scanner BT 670
Black Edition Package




AGE 1182 B

Exterior black applications
Interior grooves only

Accessories
Glass motif MS 6109 +
House number HFG
Exterior handle ZAE 214 B


Colour RAL 9007 FS
Sidelight ST 01 / WG / 400
Glass motif MS 6109/S
Optional: Finger scanner BT 670
Black Edition Package

- ASYMMETRIC RECESSED GRIP
- SERIES 200
- RAL 9005 MATT



GLASS MOTIF

The transparent upper section of the glass lite can also be crafted in satin finish, matching the lower sections, at no additional cost.



AGE 1097

Flat smooth surface

- Accessories
Glass motif MS 6173 +
House number HFG
Exterior handle GM 216 TF
- Colour 70 784 FS
Sidelight ST 01 / WG / 400
Glass motif MS 6173/S
Optional: Finger scanner BT 670




AGE 1090 B

Grooves on both sides

- Accessories
Glass motif MS 6039 +
House number HFG
Exterior handle ZAE 214 B
- Colour 70 784 FS
Sidelight ST 01 / WG / 400
Glass motif MS 6039/S
Optional: Finger scanner BT 670
Black Edition Package

EXCLUSIVE DOORS



BT 610

FINGER SCANNER,
KEYPAD,
BLUETOOTH
AND
LED LIGHTING

MAILBOX



BK 20 E

MAILBOX
STAINLESS STEEL



A wide range of RENZ
Integrated letter box systems
for sidelights
is available on request.



AGE 1181 B

Exterior black applications
Interior grooves only

Accessories
Glass motif MS 6042 OK +
House number HFG
Exterior handle ZAE 214 B

Colour RAL 9007 FS
Sidelight left ST 51 / 76 / WG / 400
Sidelight right ST 01 / WG / 400
Glass motif MS 6042/S
Optional: Finger scanner BT 670
Mailbox
Black Edition Package



AGE 1181


Exterior stainless steel
applications
Interior grooves only

Accessories
Glass motif MS 6042 +
House number HFG
Exterior handle ZAE 709

Colour 80 077 FS
Sidelight ST 01 / WG / 400
Glass motif MS 6042/S
Optional: Finger scanner BT 610

inoSmart
SMART DOOR SYSTEM

BT 610



FINGER SCANNER,
KEYPAD,
BLUETOOTH
AND
LED LIGHTING

S:1500 / M:1600

AGE 1111

Flat smooth surface

Accessories
Glass motif MS 6032 +
House number HFG
Exterior handle ZAE 709

Colour 80 077 FS
Sidelight ST 01 / WG / 400
Glass motif MS 6032/S
Optional: Finger scanner BT 610



240



AGE 1111 B

Flat smooth surface

Accessories
Glass motif MS 6032 +
House number HFG
Exterior handle ZAE 211 B

Colour RAL 9007 FS
Sidelight ST 01 / WG / 400
Glass motif MS 6032/S
Optional: Finger scanner BT 670
Black Edition Package

EXCLUSIVE DOORS



Glass canopy with optional LED lighting



AGE 1105 B

Exterior décor

- Accessories
- Glass motif MS 6056 +
House number HFG
- Exterior handle ZAE 214 B
- Colour RAL 9007 FS
- Sidelight ST 01 / WG / 400
- Glass motif MS 6056/S
- Optional: Finger scanner BT 670
Black Edition Package
Glass canopy
Frame extension BV 80




AGE 1118 B

Exterior décor

- Accessories
- Glass motif MS 6824 +
House number HFG
- Exterior handle ZAE 214 B
- Colour RAL 9007 FS
- Sidelight ST 01 / WG / 400
- Glass motif MS 6824/S
- Optional: Finger scanner BT 670
Black Edition Package

inoSmart
SMART DOOR SYSTEM

BT 670



FINGER SCANNER,
KEYPAD,
BLUETOOTH

AGE 1608 B

Exterior décor
Grooves on both sides

Accessories
Glass motif MS 6850
Exterior handle ZAE 216 B

Colour RAL 9016
Exterior décor RAL 9005 matt
Sidelight ST 01 / WG / 400
Glass motif MS 6850/S +
House number HFG
Optional: Finger scanner BT 670
Black Edition Package



AGE 1611 B

Grooves on both sides

Accessories
Glass motif MS 6863
Exterior handle ZAE 211 B

Colour RAL 9007 FS
Exterior décor RAL 9005 matt
Sidelight ST 01 / WG / 400
Glass motif MS 6863/S +
House number HFG
Optional: Finger scanner BT 670
Black Edition Package



EXCLUSIVE DOORS

INTERIOR COLOURS

the interior door colour can be personalized according to your preferences. Choose the shade that perfectly complements your home or opt for a colour that makes a striking and bold statement.



AGE 1612 B

Inside view
Colour - HD 211



AGE 1612 B

Exterior décor
Grooves on both sides

Accessories
Glass motif MS 6888
Exterior handle ZAE 214 B

Colour HD 211
Exterior décor RAL 9005 matt
Sidelight ST 01 / WG / 400
Glass motif MS 6888/S +
House number HFG
Optional: Finger scanner BT 670
Black Edition Package



AGE 1501 B


Exterior décor
Interior grooves only

Accessories
Glass motif MS 6889
Exterior handle ZAE 214 B

Colour RAL 9007 FS
Exterior décor 80 077 FS
Sidelight ST 01 / WG / 400
Glass motif MS 6889/S +
House number HFG
Optional: Finger scanner BT 670
Black Edition Package

inoSmart
SMART DOOR SYSTEM

BT 670



FINGER SCANNER,
KEYPAD,
BLUETOOTH

AGE 1654 B

Exterior black
applications
Exterior grooves only

Accessories
Glass motif MS 6115
Exterior handle ZAE 214 B

Colour RAL 9007 FS
Sidelight ST 01 / WG / 400
Glass motif MS 6115/S +
House number HFG
Optional: Finger scanner BT 670
Black Edition Package



AGE 1654

Exterior stainless steel applications
Exterior grooves only

Accessories
Glass motif MS 6115
Exterior handle ZAE 709

Colour 80 077 FS
Sidelight ST 01 / WG / 400
Glass motif MS 6115/S +
House number HFG
Optional: Finger scanner BT 610

EXCLUSIVE DOORS



GA 190 S B

Door handle set, black matte
Inside/outside



AGE 1106 B

Inside view
Colour - 70 784 FS



AGE 1106 B

Exterior stainless steel applications

Accessories
Glass motif MS 6057 +
House number HFG
Exterior handle ZAE 214 B

Colour 70 784 FS
Sidelight ST 01 / WG / 400
Glass motif MS 6057/S
Optional: Finger scanner BT 670
Black Edition Package



AGE 1107 BH

Exterior black applications

Accessories
Glass motif MS 6063 +
House number HFG
Exterior handle ZAE 214 B

Colour HD 211
Sidelight ST 01 / WG / 400
Glass motif MS 6063/S
Optional: Finger scanner BT 670
Black Edition Package

ILLUMINATE YOUR ENTRANCE

Enhance your entryway with subtle, inviting LED illumination. Easily tailor the brightness and duration using the user-friendly Inosmart app on your smartphone, putting control in your hands.



AGE 1657 B

Exterior black applications
Grooves on both sides

Accessories
Glass motif MS 6188
Exterior handle ZAE 214 B

Colour RAL 9007 FS
Sidelight ST 01 / WG / 400
Glass motif MS 6188/S +
House number HFG
Optional: Finger scanner BT 670
LED lighting
Black Edition Package



AGE 1657

Exterior stainless steel applications
Grooves on both sides

Accessories
Glass motif MS 6189
Exterior handle ZAE 709

Colour 80 077 FS
Sidelight ST 01 / WG / 400
Glass motif MS 6189/S +
House number HFG
Optional: Finger scanner BT 610

EXCLUSIVE DOORS

NEW!

SLENDER BOTTOM RAIL

The slender bottom rail in the sidelights is a discreet innovation that elevates the prominence of your door. Designed to be inconspicuous and nearly invisible, it can even be seamlessly concealed behind the facade and the ground, ensuring that the spotlight remains firmly on your door design.

It is crafted in a standard black exterior finish for a sleek and unobtrusive look.

On the interior, it matches the colour of the door frame, creating a cohesive and uniform appearance.



SLENDER BOTTOM RAIL

Colour - RAL 9005 matt

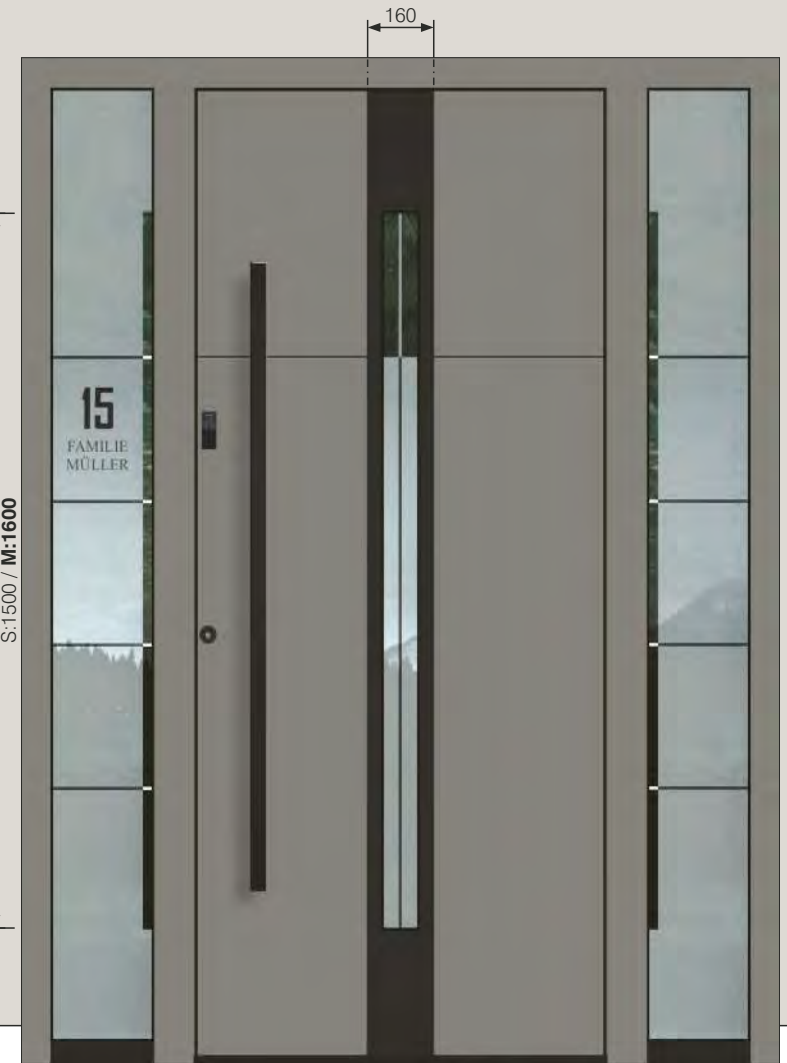


AGE 1108 BH

Exterior décor
Grooves on both sides

Accessories
Glass motif MS 6156
Exterior handle ZAE 214 B

Colour HD 211
Exterior décor RAL 9005 matt
Sidelight ST 01 / WG / 400
Glass motif MS 6156/S +
House number HFG
Optional: Finger scanner BT 670
Black Edition Package



AGE 1159 B


Exterior décor
Grooves on both sides

Accessories
Glass motif MS 6177
Exterior handle ZAE 214 B

Colour RAL 9007 FS
Exterior décor RAL 9005 matt
Sidelight ST 01 / WG / 400
Glass motif MS 6177/S +
House number HFG
Optional: Finger scanner BT 670
Black Edition Package

inoSmart
SMART DOOR SYSTEM

BT 670



FINGER SCANNER,
KEYPAD,
BLUETOOTH

AGE 1298 B

Grooves on both sides

Accessories
Glass motif MS 6674
Exterior handle ZAE 214 B

Colour 70 784 FS
Sidelight ST 01 / WG / 400
Glass motif MS 6674/S
Optional: Finger scanner BT 670
Black Edition Package



AGE 1355 B

Grooves on both sides

Accessories
Glass motif MS 6687 +
House number HFG
Exterior handle ZAE 214 B

Colour RAL 9007 FS
Sidelight ST 01 / WG / 400
Glass motif MS 6687/S
Optional: Finger scanner BT 670
Black Edition Package



EXCLUSIVE DOORS



AGE 1562

Exterior stainless steel applications
Grooves on both sides

Accessories
Glass motif MS 6855 +
House number HFG
Exterior handle ZAE 714

Colour 70 784 FS
Optional: Finger scanner BT 610



AGE 1562 B

Exterior black applications
Grooves on both sides

Accessories
Glass motif MS 6855 +
House number HFG
Exterior handle ZAE 214 B

Colour RAL 9007 FS
Sidelight ST 01 / WG / 400
Glass motif MS 6855/S
Optional: Finger scanner BT 670
Black Edition Package




AGE 1243 B

Grooves on both sides

Accessories
Glass motif MS 6688
Exterior handle ZAE 215 B

Colour RAL 9007 FS
Sidelight ST 01 / WG / 400
Glass motif MS 6688/S+
House number HFG
Optional: Finger scanner BT 670
Black Edition Package

- ASYMMETRIC RECESSED GRIP
- SERIES 200
- RAL 9005 MATT



AGE 1232 B

Flat smooth surface

- Accessories
Glass motif MS 6486/S
Exterior handle GM 216 TF

- Colour RAL 9007 FS
Sidelight ST 01 / WG / 400
Glass motif MS 6486/S +
House number HFG
Optional: Finger scanner BT 670
Black Edition Package



AGE 1237

Flat smooth surface

- Accessories
Glass motif MS 6440 +
House number HF (black)
Exterior handle ZAE 211 B


- Colour RAL 70 784 FS
Sidelight ST 01 / WG / 400
Glass motif MS 6440/S
Optional: Finger scanner BT 670

EXCLUSIVE DOORS

NEW! SLENDER BOTTOM RAIL

The slender bottom rail in the sidelights is a discreet innovation that elevates the prominence of your door. Designed to be inconspicuous and nearly invisible, it can even be seamlessly concealed behind the facade and the ground, ensuring that the spotlight remains firmly on your door design. It is crafted in a standard black exterior finish for a sleek and unobtrusive look.

On the interior, it matches the colour of the door frame, creating a cohesive and uniform appearance.



SLENDER BOTTOM RAIL
Colour - RAL 9005 matt



AGE 1230 B

Exterior grooves only

- Accessories
 - Glass motif MS 6064
 - Exterior handle ZAE 211 B
- Colour 70 784 FS
- Sidelight ST 01 / WG / 400
- Glass motif MS 6064/S + House number HFG
- Optional: Finger scanner BT 670 Black Edition Package



AGE 1349 B

Grooves on both sides


- Accessories
 - Glass motif MS 6487
 - Exterior handle ZAE 211 B
- Colour RAL 9007 FS
- Sidelight ST 01 / WG / 400
- Glass motif MS 6487/S + House number HFG
- Optional: Finger scanner BT 670 Black Edition Package

BT 19 E - Digital door viewer



Featuring a camera and an LCD colour monitor, this advanced door viewer allows you to identify visitors at your doorstep with a simple button press.

BT 670



AGE 1806

Grooves on both sides

Accessories
Glass motif MS 6857
Exterior handle ZAE 709

Colour 80 077 FS
Peephole BT 19 E
Sidelight ST 01 / WG / 400
Glass motif MS 6857/S +
House number HFG
Optional: Finger scanner BT 610




AGE 1823 B

Grooves on both sides

Accessories
Glass motif MS 6179
Exterior handle ZAE 214 B

Colour 70 784 FS
Sidelight ST 01 / WG / 400
Glass motif MS 6179/S +
House number HFG
Optional: Finger scanner BT 670
Black Edition Package

EXCLUSIVE DOORS



Glass canopy with optional LED lighting



AGE 1381 B

Exterior grooves only

Accessories
Glass motif MS 6180
Exterior handle ZAE 208 B

Colour RAL 9007 FS
Sidelight ST 01 / WG / 400
Glass motif MS 6180/S +
House number HFG
Optional: Finger scanner BT 670
Black Edition Package
Glass canopy
Frame extension BV 80




AGE 1314

Exterior stainless steel applications
Grooves on both sides

Accessories
Glass motif MS 6181
Exterior handle ZAE 709

Colour 80 077 FS
Sidelight ST 01 / WG / 400
Glass motif MS 6181/S +
House number HFG
Optional: Finger scanner BT 610

- ASYMMETRIC RECESSED GRIP
- SERIES 200
- RAL 9005 MATT



AGE 1583

Flat smooth surface

Accessories
Glass motif MS 6182
Exterior handle GM 216 TF

Colour 70 784 FS
Sidelight ST 01 / WG / 400
Glass motif MS 6182/S +
House number HFG
Optional: Finger scanner BT 670



S:1500 / M:1600



AGE 1802

Grooves on both sides

Accessories
Glass motif MS 6183 +
House number HFG
Exterior handle ZAE 709

Colour RAL 8022 FS matt
Sidelight ST 01 / WG / 400
Glass motif MS 6183/S
Optional: Finger scanner BT 610

EXCLUSIVE DOORS


NEW!

SLENDER BOTTOM RAIL

The slender bottom rail in the sidelights is a discreet innovation that elevates the prominence of your door. Designed to be inconspicuous and nearly invisible, it can even be seamlessly concealed behind the facade and the ground, ensuring that the spotlight remains firmly on your door design.

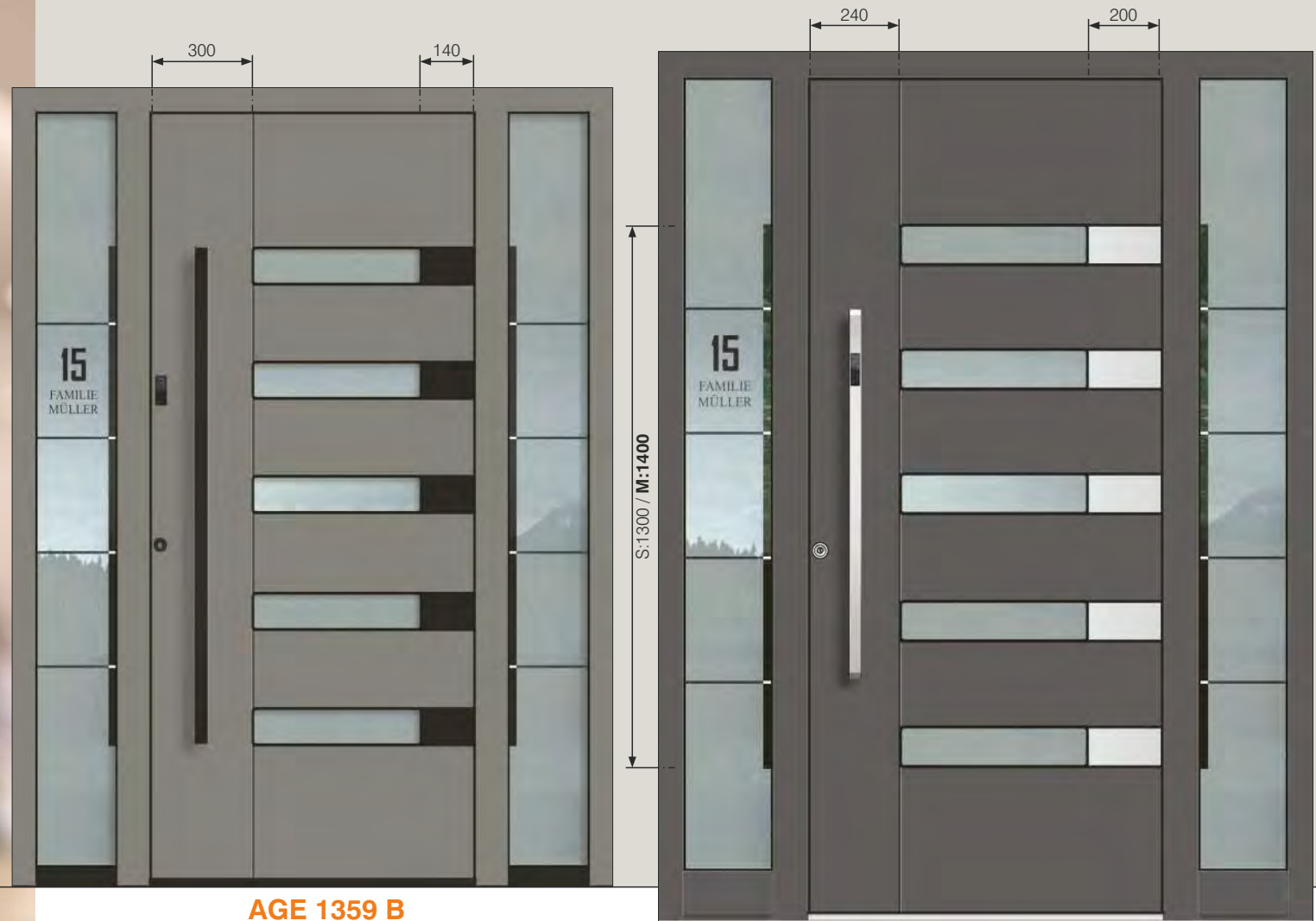
It is crafted in a standard black exterior finish for a sleek and unobtrusive look.

On the interior, it matches the colour of the door frame, creating a cohesive and uniform appearance.



SLENDER BOTTOM RAIL

Colour - RAL 9005 matt



AGE 1359 B

Exterior black applications
Grooves on both sides

Accessories
Glass motif MS 6831
Exterior handle ZAE 214 B

Colour RAL 9007 FS
Sidelight ST 01 / WG / 400
Glass motif MS 6831/S +
House number HFG
Optional: Finger scanner BT 670
Black Edition Package

AGE 1326


Exterior stainless steel applications
Grooves on both sides

Accessories
Glass motif MS 6071
Exterior handle ZAE 709

Colour 70 784 FS
Sidelight ST 01 / WG / 400
Glass motif MS 6071/S +
House number HFG
Optional: Finger scanner BT 610

inoSmart
SMART DOOR SYSTEM

BT 610



FINGER SCANNER,
KEYPAD,
BLUETOOTH
AND
LED LIGHTING

AGE 1351

Flat smooth surface

Accessories
Glass motif MS 6001
Exterior handle ZAE 709

Colour 80 077 FS
Sidelight ST 01 / WG / 400
Glass motif MS 6184/S +
House number HFG
Optional: Finger scanner BT 610



AGE 1351 B

Flat smooth surface

Accessories
Glass motif MS 6184
Exterior handle ZAE 214 B

Colour 9007 FS
Sidelight ST 01 / WG / 400
Glass motif MS 6184/S +
House number HFG
Optional: Finger scanner BT 670
Black Edition Package



EXCLUSIVE DOORS

INTERIOR COLOURS

the interior door colour can be personalized according to your preferences. Choose the shade that perfectly complements your home or opt for a colour that makes a striking and bold statement.



AGE 1521

Inside view
Colour - 70 784 FS



AGE 1521

Grooves on both sides

Accessories
Glass motif MS 6463
Exterior handle ZAE 709

Colour 70 784 FS
Sidelight ST 01 / WG / 400
Glass motif MS 6463/S +
House number HFG
Optional: Finger scanner BT 670



AGE 1363 B


Flat smooth surface

Accessories
Glass motif MS 6187
Exterior handle ZAE 214 B

Colour 70 784 FS
Sidelight ST 01 / WG / 400
Glass motif MS 6187/S +
House number HFG
Optional: Finger scanner BT 670
Black Edition Package

inoSmart
SMART DOOR SYSTEM

BT 610



FINGER SCANNER,
KEYPAD,
BLUETOOTH
AND
LED LIGHTING

AGE 1130

Exterior stainless steel
applications
Grooves on both sides

Accessories
Glass motif MS 6186
Exterior handle ZAE 707

Colour 80 077 FS
Peephole BT 19 E
Sidelight ST 01 / WG / 400
Glass motif MS 6186/S +
House number HFG
Optional: Finger scanner BT 610



AGE 1130 B

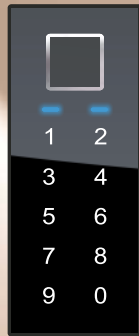
Exterior black applications
Grooves on both sides

Accessories
Glass motif MS 6186
Exterior handle ZAE 214 B

Colour RAL 9007 FS
Sidelight ST 01 / WG / 400
Glass motif MS 6186/S +
House number HFG
Optional: Finger scanner BT 670
Black Edition Package



EXCLUSIVE DOORS



BT 670

FINGER SCANNER,
KEYPAD,
BLUETOOTH



AGE 1104 B

Inside view
Colour - 70 784 FS



AGE 1104 B

Grooves on both sides

Accessories
Glass motif MS 6186
Exterior handle ZAE 214 B

Colour 70 784 FS
Sidelight ST 01 / WG / 400
Glass motif MS 6186/S +
House number HFG
Optional: Finger scanner BT 670
Black Edition Package



AGE 1121

Exterior décor
Exterior stainless steel
applications
Interior grooves only

Accessories
Glass motif MS 6186
Exterior handle ZAE 714

Colour 80 077 FS
Exterior décor HD 224
Sidelight ST 01 / WG / 400
Glass motif MS 6186/S +
House number HFG
Optional: Finger scanner BT 610

- EXTERIOR HANDLE
- SERIES 70
- STAINLESS STEEL MATTE
- OPTION: FINGER SCANNER



AGE 1128

Exterior stainless steel applications
Grooves on both sides

Accessories
Glass motif MS 6780
Exterior handle ZAE 709

Colour 80 077 FS
Sidelight ST 01 / WG / 400
Glass motif MS 6780/S +
House number HFG
Optional: Finger scanner BT 610




AGE 1128 B

Exterior black applications
Grooves on both sides

Accessories
Glass motif MS 6780
Exterior handle ZAE 214 B

Colour RAL 9007 FS
Sidelight ST 01 / WG / 400
Glass motif MS 6780/S +
House number HFG
Optional: Finger scanner BT 670
Black Edition Package

EXCLUSIVE DOORS



BT 660

FINGER SCANNER,
KEYPAD,
BLUETOOTH
AND
LED LIGHTING



AAE 1622 B

Inside view
Colour - 70 784 FS

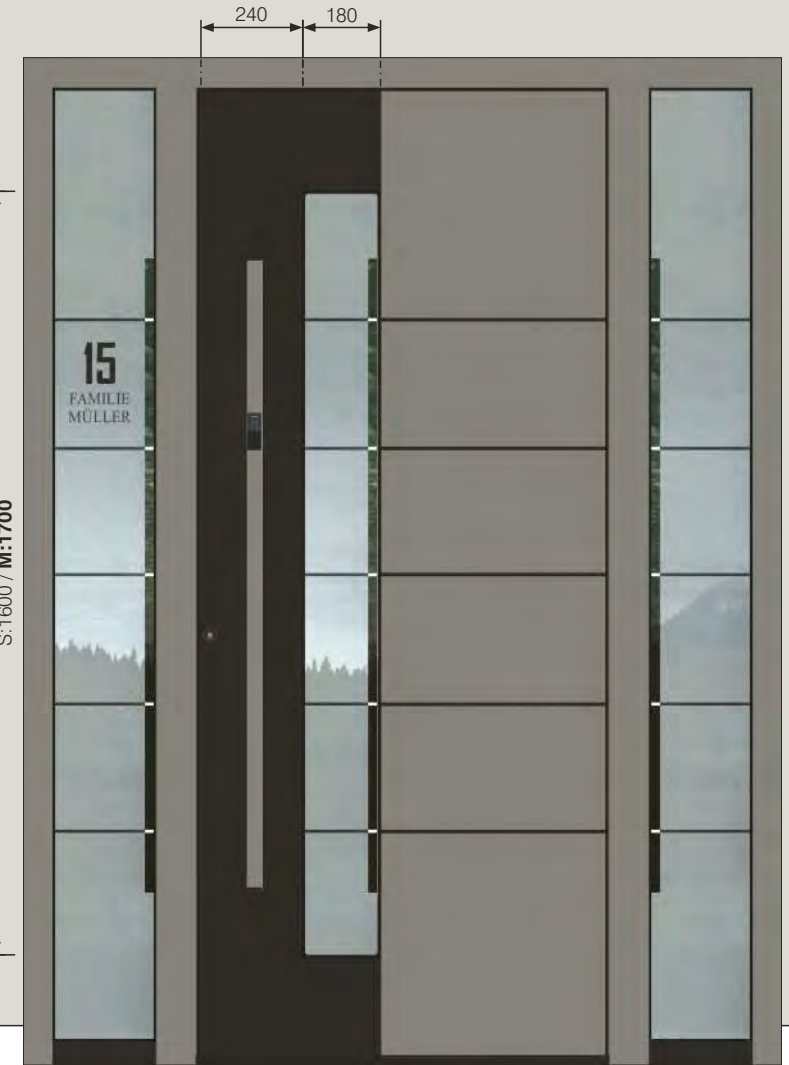


AAE 1622 BH

Exterior décor
Exterior black applications
Interior grooves only

Accessories
Glass motif MS 6190
Exterior handle ZAE 793 BT

Colour 70 784 FS
Exterior décor RAL 9005 matt
Exterior panel DD 424
Sidelight ST 01 / WG / 400
Glass motif MS 6190/S +
House number HFG
Optional: Black Edition Package



AAE 1622 B

Exterior décor
Exterior black applications
Interior grooves only

Accessories
Glass motif MS 6190
Exterior handle ZAE 214 TF

Colour RAL 9007 FS
Exterior décor RAL 9005 matt
Sidelight ST 01 / WG / 400
Glass motif MS 6190/S +
House number HFG
Optional: Finger scanner BT 660
Black Edition Package



EXCLUSIVE DOORS

- EXTERIOR HANDLE
- SERIES 70
- STAINLESS STEEL MATTE
- OPTION: FINGER
SCANNER



S:1600 / M:1700

AAE 1604

Exterior décor
Exterior stainless steel
applications
Interior grooves only

Accessories
Glass motif MS 6452
Exterior handle ZAE 714

Colour 80 077 FS
Exterior décor RAL 9005 matt
Sidelight ST 01 / WG / 400
Glass motif MS 6452/S
Optional: Finger scanner BT 610



AAE 1604 B

Exterior décor
Exterior black applications
Interior grooves only

Accessories
Glass motif MS 6452
Exterior handle ZAE 214 TF

Colour RAL 9007 FS
Exterior décor RAL 9005 matt
Sidelight ST 01 / WG / 400
Glass motif MS 6452/S +
House number HFG
Optional: Finger scanner BT 660
Black Edition Package

EXCLUSIVE DOORS

INTERIOR COLOURS

the interior door colour can be personalized according to your preferences. Choose the shade that perfectly complements your home or opt for a colour that makes a striking and bold statement.



AGE 1617

Inside view
Colour - HD 224



AAE 1617

Exterior décor
Interior grooves only

Accessories
Glass motif MS 6840
Exterior handle ZAE 7191

Colour HD 224
Exterior décor RAL 9005 matt
Sidelight ST 01 / WG / 400
Glass motif MS 6840/S +
House number HFG
Optional: Finger scanner BT 610



AAE 1623 B

Exterior décor
Grooves on both sides

Accessories
Glass motif MS 6848
Exterior handle ZAE 200 ML TF

Colour RAL 9007 FS
Exterior décor RAL 9005 matt
Sidelight ST 01 / WG / 400
Glass motif MS 6848/S +
House number HFG
Optional: Finger scanner BT 660
Black Edition Package

MAILBOX



BK 20 E
MAILBOX
STAINLESS STEEL



A wide range of RENZ
Integrated letter box systems
for sidelights
is available on request.

AAE 1620 B

Exterior décor
Exterior black
applications
Interior grooves only

Accessories
Glass motif MS 6890
Exterior handle ZAE 250 B

Colour 70 784 FS
Exterior décor RAL 9005 matt
Sidelight left ST 51 / 76 / WG / 400
Sidelight right ST 01 / WG / 400
Glass motif MS 6890/S +
House number HFG
Optional: Finger scanner BT 670
Black Edition Package
Mailbox BK 20 B (RAL 9005 matt)



AAE 1592


Exterior décor
Interior grooves only

Accessories
Glass motif MS 6862
Exterior handle ZAE 714

Colour 80 077 FS
Exterior panel DD 416
Exterior décor 80 077 FS
Sidelight ST 01 / WG / 400
Glass motif MS 6862/S +
House number HFG
Optional: Finger scanner BT 610



EXCLUSIVE DOORS



BT 660

FINGER SCANNER,
KEYPAD,
BLUETOOTH
AND
LED LIGHTING



AGE 1612

Inside view
Colour - 80 077 FS

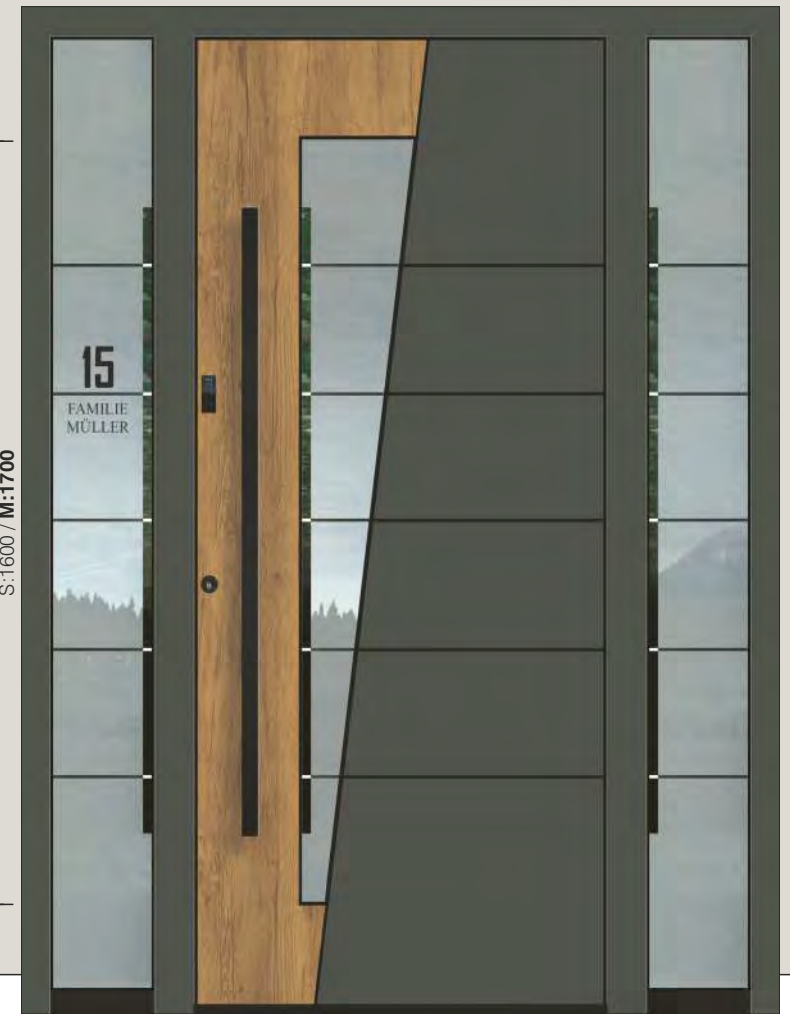


AAE 1612

Exterior décor
Grooves on both sides

Accessories
Glass motif MS 6509
Exterior handle ZAE 714

Colour 80 077 FS
Exterior décor RAL 9005 matt
Sidelight ST 01 / WG / 400
Glass motif MS 6509/S +
House number HFG
Optional: Finger scanner BT 610



AAE 1612 B

Exterior décor
Grooves on both sides

Accessories
Glass motif MS 6509
Exterior handle ZAE 214 B

Colour 80 077 FS
Exterior décor DD 424
Sidelight ST 01 / WG / 400
Glass motif MS 6509/S +
House number HFG
Optional: Finger scanner BT 670
Black Edition Package

BT 19 E

Electronic door viewer

interior unit



Exterior unit



Equipped with a camera and a LCD colour monitor, the electronic door viewer shows you who is at the door by pressing a button.

AGE 1560

Exterior décor
Grooves on both sides

Accessories
Glass motif MS 6648
Exterior handle ZAE 770

Colour RAL 1013 mat
Exterior décor RAL 9005 matt
Peephole BT 19 E
Sidelight ST 01 / WG / 400
Glass motif MS 6648/S +
House number HFG



160 240



AGE 1459

Exterior stainless steel
applications
Grooves on both sides

Accessories
Glass motif MS 6649
Exterior handle ZAE 770 S

Colour 80 077 FS
Sidelight ST 01 / WG / 400
Glass motif MS 6649/S +
House number HFG

EXCLUSIVE DOORS

INTERIOR COLOURS

the interior door colour can be personalized according to your preferences. Choose the shade that perfectly complements your home or opt for a colour that makes a striking and bold statement.



AGE 1456

Inside view
Colour - 80 077 FS



AGE 1456

Exterior décor
Interior grooves only

Accessories
Glass motif MS 6651
Exterior handle ZAE 709

Colour HD 224
Exterior décor RAL 9005 matt
Sidelight ST 01 / WG / 400
Glass motif MS 6651/S +
House number HFG
Optional: Finger scanner BT 610

Doors in wood imitation can be crafted WITH OR WITHOUT GROOVES at no extra cost.



AGE 1456 B

Exterior décor
Grooves on both sides

Accessories
Glass motif MS 6650
Exterior handle ZAE 214 B

Colour 80 077 FS
Exterior décor DD 424
Sidelight ST 01 / WG / 400
Glass motif MS 6650/S +
House number HFG
Optional: Finger scanner BT 670
Black Edition Package

AE SERIES

Distinct model series for diverse design preferences

AE Series - Models with stainless steel decorative frames

The hallmark of the **AE series** lies in its sharp demarcation between glass and aluminium, artfully accentuated by a sleek stainless steel decorative frame. The stylish trim, adorning both the interior and exterior of the door, not only enhances visual appeal but also provides a distinct identity to **AE series** models.

The design of the series emphasises the quality of the finishing and incorporated materials and the product's technological perfection. Strict controls throughout the fabrication process and final control of **EXCLUSIVE**

entrance doors ensure low maintenance and an extremely long life.

You can add your own design note to all models from the **AE series** through bespoke modifications and create an entirely unique **EXCLUSIVE entrance door** model.

AE 1284 BH

Exterior black applications
Grooves on both sides

Accessories

Glass motif MS 6191 +
House number HFG

Exterior handle ZAE 211 B

Colour RAL 9005 matt

Exterior panel DD 426

Sidelight ST 01 / WG / 400

Glass motif MS 6191/S


Optional: Finger scanner BT 670
Black Edition Package

GLASS MOTIF

The transparent upper section of the glass lite can also be crafted in satin finish, matching the lower sections, at no additional cost.

inoSmart
SMART DOOR SYSTEM

BT 670



FINGER SCANNER,
KEYPAD,
BLUETOOTH



EXCLUSIVE DOORS

INTERIOR COLOURS

the interior door colour can be personalized according to your preferences. Choose the shade that perfectly complements your home or opt for a colour that makes a striking and bold statement.



AEE 1284 B

Inside view
Colour - RAL 9007 FS



AEE 1284 B

Exterior black applications
Grooves on both sides

Accessories
Glass motif MS 6191 OK
Exterior handle ZAE 211 B

Colour RAL 8003 mat
Sidelight ST 01 / WG / 400
Glass motif MS 6191/S +
House number HFG
Optional: Finger scanner BT 670
Black Edition Package

AEE 1284

Exterior black applications
Grooves on both sides

Accessories
Glass motif MS 6191 +
House number HFG
Exterior handle ZAE 709

Colour 70 784 FS
Sidelight ST 01 / WG / 400
Glass motif MS 6191/S
Optional: Finger scanner BT 670

- EXTERIOR HANDLE
- SERIES 70
- STAINLESS STEEL MATTE
- OPTION: FINGER SCANNER



AEE 1070

Exterior stainless steel applications
Grooves on both sides

Accessories
Glass motif MS 4477
Exterior handle ZAE 707

Colour 80 077 FS
Peephole BT 19 E
Sidelight ST 01 / WG / 400
Glass motif MS 4477/S +
House number HFG
Optional: Finger scanner BT 610



AEE 1070 B

Exterior black applications
Grooves on both sides

Accessories
Glass motif MS 4477
Exterior handle ZAE 214 B

Colour RAL 9007 FS
Sidelight ST 01 / WG / 400
Glass motif MS 4477/S +
House number HFG
Optional: Finger scanner BT 670
Black Edition Package

EXCLUSIVE DOORS



BT 610

FINGER SCANNER,
KEYPAD,
BLUETOOTH
AND
LED LIGHTING

Option:
Stainless steel application can also
be powder coated in RAL colors.



AEE 1075

Inside view
Colour - 70 784 FS



AEE 1075 B

Exterior décor
Exterior black applications
Grooves on both sides

Accessories
Glass motif MS 4477
Exterior handle ZAE 211 B

Colour 70 784 FS
Exterior décor DD 424
Sidelight ST 01 / WG / 400
Glass motif MS 4477/S +
House number HFG
Optional: Finger scanner BT 670
Black Edition Package



AEE 1087

Exterior décor
Exterior stainless steel
applications
Interior grooves only

Accessories
Glass motif MS 6383
Exterior handle ZAE 709

Colour 80 077 FS
Peephole DD 416 - Dark split oak
Exterior décor 80 077 FS
Sidelight ST 01 / WG / 400
Glass motif MS 6383/S +
House number HFG
Optional: Finger scanner BT 610

inoSmart
SMART DOOR SYSTEM

BT 610



FINGER SCANNER,
KEYPAD,
BLUETOOTH
AND
LED LIGHTING

AAE 1046

Exterior décor
Exterior stainless steel
application
Interior grooves only

Accessories
Glass motif MS 6200-WS (white/black)
Exterior handle ZAE 770 S

Colour 80 077 FS
Exterior décor DD 416 - Dark split oak
Sidelight ST 01 / WG / 400
Glass motif MS 6200/S +
House number HFG
Optional: Finger scanner BT 670

Doors in wood imitation
can be crafted
WITH OR WITHOUT GROOVES
at no extra cost.



AAE 1059


Exterior décor
Exterior stainless steel
applications
Grooves on both sides

Accessories
Glass motif MS 6652 +
House number HFG
Exterior handle ZAE 770 S

Colour 80 077 FS
Exterior décor RAL 9005 matt
Sidelight ST 01 / WG / 400
Glass motif MS 6652/S



EXCLUSIVE DOORS



BT 660

FINGER SCANNER,
KEYPAD,
BLUETOOTH
AND
LED LIGHTING



AEE 1088 B

Inside view
Colour - RAL 9007 FS



AEE 1088 B

Exterior black applications
Grooves on both sides

Accessories
Glass motif MS 6891
Exterior handle ZAE 214 B

Colour RAL 9007 FS
Sidelight ST 01 / WG / 400
Glass motif MS 6891/S +
House number HFG
Optional: Finger scanner BT 670
Black Edition Package



AEE 1076

Exterior stainless steel
applications
Grooves on both sides

Accessories
Glass motif MS 6892
Exterior handle ZAE 770 S

Colour 80 077 FS
Sidelight ST 01 / WG / 400
Glass motif MS 6892/S +
House number HFG
Optional: Finger scanner BT 670

MAILBOX



BK 20 E

MAILBOX
STAINLESS STEEL



A wide range of RENZ
Integrated letter box systems
for sidelights
is available on request.

AGE 1769

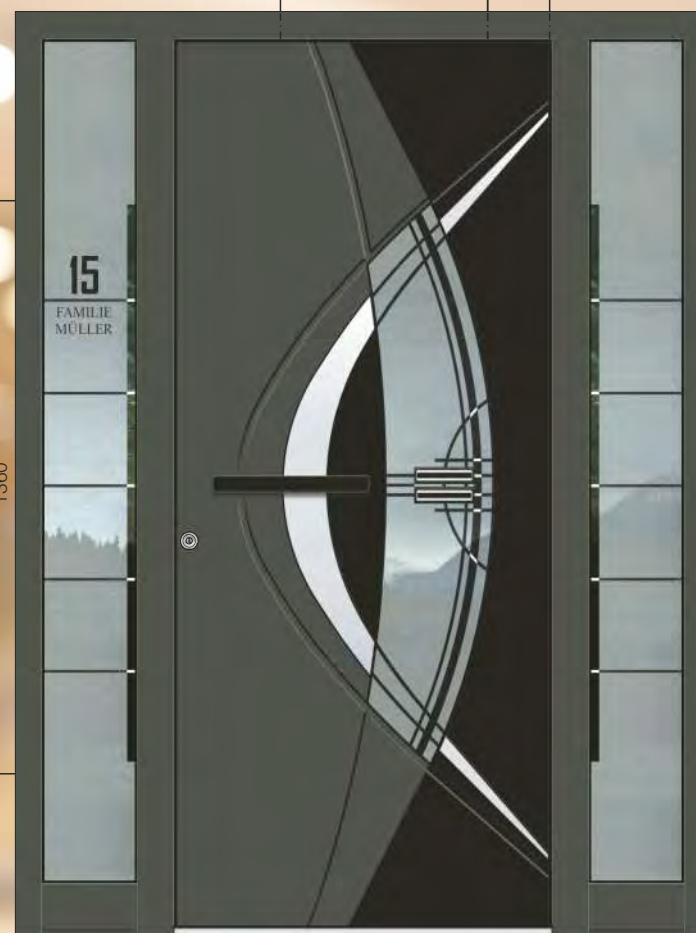
Exterior décor
Interior stainless steel
application
Interior grooves only

Accessories
Glass motif MS 6895
Exterior handle ZAE 701

Colour 80 077 FS
Exterior décor RAL 9005 matt
Peephole BT 19 E
Sidelight ST 51 / 76 / WG / 400
Glass motif MS 6895/S +
House number HFG
Optional: Mailbox BK 20 B (RAL 9005 matt)



535 150



AAE 1124

Exterior décor
Interior stainless steel applications
Grooves on both sides

Accessories
Glass motif MS 6423-WS (white/black)
Exterior handle ZAE 240 B

Colour 80 077 FS
Exterior décor RAL 9005 matt
Sidelight ST 01 / WG / 400
Glass motif MS 6423/S +
House number HFG

EXCLUSIVE DOORS

HINGES IN DOOR COLOUR

With the most frequent door colours, the hinges are automatically in the same colour as the door at no surcharge, making the inside of the door even more attractive.



AAE 1223

Inside view
Colour - 80 077 FS




AAE 1223

Exterior décor
Stainless steel applications
on both sides
Grooves on both sides

Accessories
Glass motif MS 6420
Exterior handle ZAE 760

Colour RAL 9007 FS
Exterior décor RAL 9005 matt
Sidelight ST 01 / WG / 400
Glass motif MS 6420/S

Option:
Stainless steel application can also
be powder coated in RAL Colours.



AAE 1222

Exterior décor
Stainless steel applications
on both sides
Grooves on both sides

Accessories
Glass motif MS 6849
Exterior handle ZAE 760

Colour 80 077 FS
Exterior décor RAL 9005 matt
Sidelight ST 01 / WG / 400
Glass motif MS 6849/S +
House number HFG

FINGERPRINT SUITABILITY ANALYSIS

The Inosmart app can now be utilized to analyse an individual's fingerprints, allowing for a preliminary assessment of suitability for scanning and suitability to use the Inosmart system.



AEE 1118

Exterior stainless steel
ornamental frame
Grooves on both sides

Accessories
Glass motif MS 6100
Exterior handle ZAE 770
Weather strip E-200

Colour 70 784 FS
Sidelight ST 01 / WG / 400
Glass motif MS 6100/S +
House number HFG
Optional: Finger scanner BT 670



AEE 1169

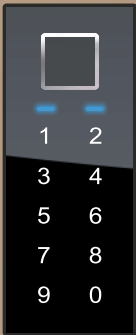
Exterior stainless steel
ornamental frame
Grooves on both sides

Accessories
Glass motif MS 6194
Exterior handle ZAE 713

Colour 80 077 FS
Sidelight ST 01 / WG / 400
Glass motif MS 6194/S +
House number HFG
Optional: Finger scanner BT 610



EXCLUSIVE DOORS



BT 660

FINGER SCANNER,
KEYPAD,
BLUETOOTH
AND
LED LIGHTING



AEE 1151

Inside view
Colour - 7039 FS



AEE 1151 B

Black exterior stainless steel
ornamental frame
Grooves on both sides

Accessories
Glass motif MS 6195
Exterior handle ZAE 211 B

Colour RAL 7039 FS
Sidelight ST 01 / WG / 400
Glass motif MS 6195/S+
House number HFG
Optional: Finger scanner BT 670
Black Edition Package

Option:
Stainless steel application can also
be powder coated in RAL Colours.



AEE 1160

Black exterior stainless steel
ornamental frame
Grooves on both sides

Accessories
Glass motif MS 6467 +
House number HFG
Exterior handle ZAE 714

Colour 70 784 FS
Sidelight ST 01 / WG / 400
Glass motif MS 6467/S
Optional: Finger scanner BT 610

art SERIES

Distinct model series for diverse design preferences

ART Series: High-end models

The **ART series** offers a distinctive blend of aluminium, stainless steel and tempered glass, resulting in clean lines that give our entrance doors a unique touch.

Tailored for those with specific style preferences, the **ART series** models are in sync with door dimensions, ensuring their look remains appealing even with significant deviations.

This series focuses on quality finishing, premium materials, and technological precision. Stringent controls in production and final inspections guarantee low maintenance and a long lifespan for **EXCLUSIVE entrance doors**.

Personalize any model in the **ART series** with custom modifications to create a uniquely tailored entrance door that suits your taste.

AAE 1072 BH

Exterior tempered enameled glass

Accessories

Glass motif MS 6805 +
House number HFG

Exterior handle ZAE 217 B

Colour RAL 9005 matt

Exterior panel DD 424

Sidelight ST 01 / WG / 400

Glass motif MS 6805/S

Optional: Profile construction AT 110 P

Finger scanner BT 670

Black Edition Package

GLASS MOTIF

The transparent upper section of the glass lite can also be crafted in satin finish, matching the lower sections, at no additional cost.


NEW ALUMINUM EXTERIOR HANDLE SERIES 20

Available in all Inotherm Colours

Option: With Inosmart and individual LED lighting

Option: With continuous LED lighting





BT 670

FINGER SCANNER,
KEYPAD,
BLUETOOTH

MAILBOX



BK 20 E

MAILBOX
STAINLESS STEEL



A wide range of RENZ
Integrated letter box systems
for Sidelights
is available on request.



AAE 1075 B

Exterior tempered enameled glass
Grooves on both sides

Accessories
Glass motif MS 6846
Exterior handle ZAE 214 B

Colour 70 784 FS
Sidelight levo ST 51 / 76 / WG / 400
Sidelight desno ST 01 / WG / 400
Glass motif MS 6846/S +
House number HFG
Profile construction AT 110 P
Optional: Finger scanner BT 670
Black Edition Package
Mailbox BK 20 B (RAL 9005 matt)

EXCLUSIVE DOORS **TEMPERED GLASS**

mounted on a 4mm aluminium sheet

The 110 P frame is the sole option available
for models featuring tempered glass.



AAE 1072 B

Exterior tempered enameled glass
Grooves on both sides

Accessories
Glass motif MS 6805+
House number HFG
Exterior handle ZAE 214 B

Colour RAL 9007 FS
Sidelight ST 01 / WG / 400
Glass motif MS 6805/S
Profile construction AT 110 P
Optional: Finger scanner BT 670
Black Edition Package

inoSmart
SMART DOOR SYSTEM

BT 610



FINGER SCANNER,
KEYPAD,
BLUETOOTH
AND
LED LIGHTING

AAE 1172

Exterior tempered
enameled glass
Grooves on both sides

Accessories
Glass motif MS 6484
Exterior handle ZAE 715

Colour 70 784 FS
Peephole BT 19 E
Sidelight ST 01 / WG / 400
Glass motif MS 6484/S +
House number HFG
Profile construction AT 110 P
Optional: Finger scanner BT 610



AAE 1172 B

Exterior tempered enameled glass
Grooves on both sides

Accessories
Glass motif MS 6484
Exterior handle ZAE 214 B

Colour RAL 9007 FS
Peephole BT 19 EB
Sidelight ST 01 / WG / 400
Glass motif MS 6484/S
Profile construction AT 110 P
Optional: Finger scanner BT 670
Black Edition Package



EXCLUSIVE DOORS

TEMPERED GLASS

mounted on a 4mm aluminium sheet

The 110 P frame is the sole option available for models featuring tempered glass.

Glass canopy with optional LED lighting



AAE 1094 B

Exterior tempered enameled glass
Grooves on both sides

Accessories
Glass motif MS 6196
Exterior handle ZAE 214 B

Colour RAL 9007 FS
Sidelight ST 01 / WG / 400
Glass motif MS 6196/S +
House number HFG
Profile construction AT 110 P
Optional: Finger scanner BT 670
Black Edition Package



AAE 1095 B


Exterior tempered enameled glass
Grooves on both sides

Accessories
Glass motif MS 6655
Exterior handle ZAE 211 B

Colour 70 784 FS
Sidelight ST 01 / WG / 400
Glass motif MS 6655/S +
House number HFG
Profile construction AT 110 P
Optional: Finger scanner BT 670
Black Edition Package

inoSmart
SMART DOOR SYSTEM

BT 670



FINGER SCANNER,
KEYPAD,
BLUETOOTH

AAE 1093

Exterior tempered
enameled glass
Grooves on both sides

Accessories
Glass motif MS 6556
Security grille GE 123
Exterior handle ZAE 214 B

Colour 80 077 FS
Sidelight ST 01 / WG / 400
Glass motif MS 6556/S +
House number HFG
Profile construction AT 110 P
Optional: Finger scanner BT 670



AAE 1165 B

Exterior tempered enameled glass
Grooves on both sides

Accessories
Glass motif MS 6197
Exterior handle ZAE 214 B

Colour HD 211
Sidelight ST 01 / WG / 400
Glass motif MS 6197/S+
House number HFG
Profile construction AT 110 P
Optional: Finger scanner BT 670
Black Edition Package

TEMPERED GLASS

exterior application

The 110 P frame is the sole option available for models featuring tempered glass.



AAE 1158

Inside view
Colour - RAL 9007 FS
Mirror



SF 1703 - Secondary leaf

Accessories
Exterior handle GM 516 ST

Colour	RAL 9007 FS
Exterior panel	Glas ESG (black)
	Profile construction AT 110 P
Optional:	Finger scanner BT 660
	SF 1703 - Secondary leaf with exterior tempered enameled glass



AAE 1186

Exterior tempered enameled glass
with grooves
Interior grooves only

Accessories
Exterior handle ZAE 216 TF

Colour	RAL 9007 FS
Exterior panel	Glas ESG (black)
Sidelight	ST 01 / WG / 400
Glass motif	MS 6871/S + House number HFG
	Profile construction AT 110 P
Optional:	Finger scanner BT 660 Black Edition Package

AAE 1625 B

Inside view
Colour - HD 211



AAE 1625 B

6 mm aluminium Sheet
with exterior tempered
enameled glass
Interior grooves only

Accessories
Glass motif MS 6897 +
House number HFG
Exterior handle GM 516 ST

Colour RAL 9007 FS
Sidelight ST 01 / WG / 400
Glass motif MS 6897/S
Optional: Profile construction AT 110 P
Finger scanner BT 660
Black Edition Package



SF 1702 - Secondary leaf


AAE 1625 B

Exterior tempered enameled glass
Interior grooves only

Accessories
Glass motif MS 6897
Exterior handle ZAE 216 B

Colour RAL 9007 FS
Exterior décor Glas ESG (black)
Profile construction AT 110 P

Optional: Finger scanner BT 670
Black Edition Package
SF 1702 - Secondary leaf with exterior
tempered enameled glass



BT 660

FINGER SCANNER,
KEYPAD,
BLUETOOTH
AND
LED LIGHTING



AGE 1626 B

Inside view
Colour - RAL 9007 FS



7X



AAE 1626 B

6 mm aluminium sheet with
accentuated grooves and black
applications

Accessories
Exterior handle GM 516 ST

Colour RAL 9007 FS
Profile construction AT 110 P
Optional: Finger scanner BT 660
Black Edition Package
SF 1702 - Secondary leaf with exterior
tempered enameled glass

TEMPERED GLASS

6 mm aluminium sheet
with accentuated grooves

160 160



AAE 1627 B

6 mm aluminium sheet with
accentuated grooves and black
applications

Accessories
Exterior handle ZAE 216 B

Colour RAL 9007 FS
Profile construction AT 110 P
Optional: Finger scanner BT 670
Black Edition Package
SF 1702 - Secondary leaf with exterior
tempered enameled glass

art

EXCLUSIVE DOORS

Introducing the Inosmart intelligent door opening system, now enabling you to open your door conveniently with your smartphone. In addition to fingerprint and keypad entry options, Inosmart now offers the added convenience of door opening through the Inosmart app. Experience the comprehensive comfort, user-friendliness, and maximum security for you and your family that our intelligent Inosmart system provides. Enjoy the ease of access and peace of mind with Inosmart.




AAE 1707 B

Exterior tempered
enameled glass
External 3D battens

Accessories
Exterior handle ZAE 216 TF

Colour RAL 9007 FS
Exterior panel RAL 9005 matt
Exterior décor Glas ESG (black)
External battens RAL 9007 FS
Only available in the AT 110 P profile construction
Optional: Finger scanner BT 660
Black Edition Package
SF 1702 - Secondary leaf with exterior
tempered enameled glass

SF 1702 - Secondary leaf



AAE 1714 B

Exterior décor
External 3D battens
Interior grooves only

Accessories
Glass motif MS 6900
Exterior handle ZAE 214 B

Colour HD 211
Exterior panel RAL 9005 matt
Exterior décor HD 211
External battens HD 211
Sidelight ST 01 / WG / 400
Glass motif MS 6900/S +
House number HFG
Only available in the AT 110 P profile construction
Optional: Finger scanner BT 670
Black Edition Package



NEW!

SLENDER BOTTOM RAIL

The slender bottom rail in the sidelights is a discreet innovation that elevates the prominence of your door. Designed to be inconspicuous and nearly invisible, it can even be seamlessly concealed behind the facade and the ground, ensuring that the spotlight remains firmly on your door design. It is crafted in a standard black exterior finish for a sleek and unobtrusive look.

On the interior, it matches the colour of the door frame, creating a cohesive and uniform appearance.



SLENDER BOTTOM RAIL

Colour - RAL 9005 matt



AAE 1714 B

Exterior décor
External 3D battens
Interior grooves only

Accessories
Glass motif MS 6901
Exterior handle ZAE 208 B

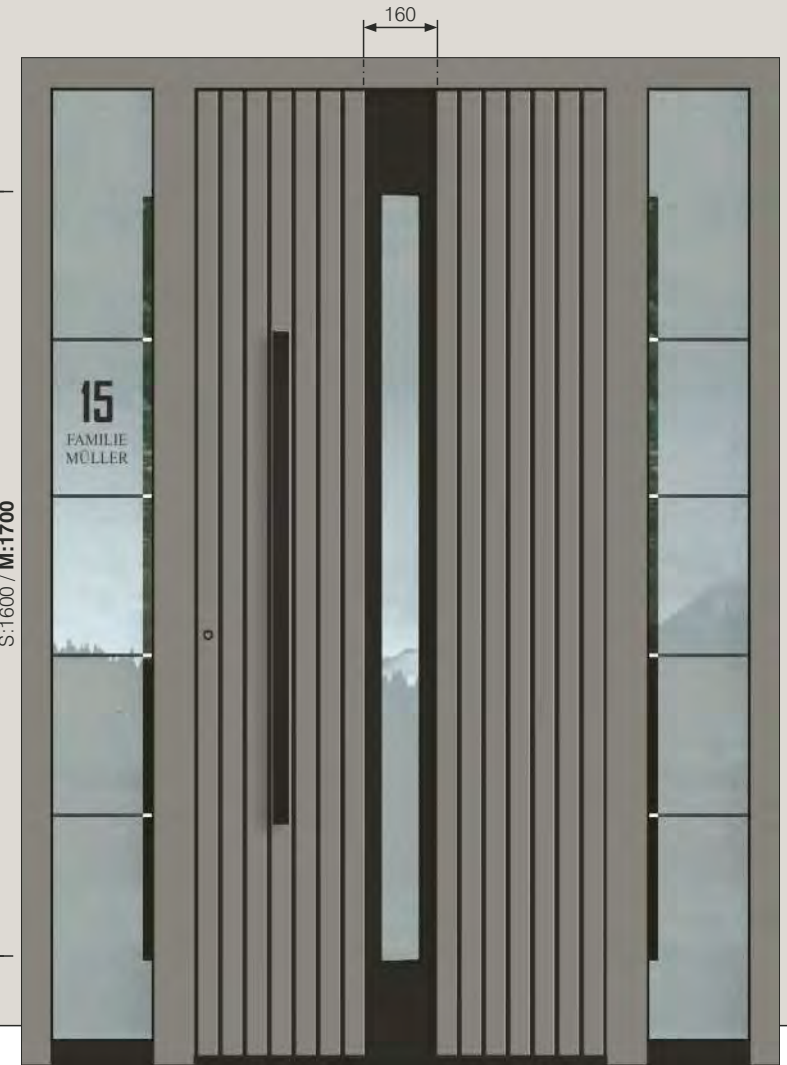
Colour RAL 9007 FS
Exterior panel RAL 9005 matt
Exterior décor RAL 9007 FS
External battens RAL 9007 FS
Sidelight ST 01 / WG / 400
Glass motif MS 6901/S +
House number HFG
Only available in the AT 110 P profile construction
Optional: Finger scanner BT 670
Black Edition Package

EXCLUSIVE DOORS

3D

exterior applications

The 110 P frame is the sole option available for models featuring tempered glass.



AAE 1715 B

Exterior décor
External 3D battens
Interior grooves only

Accessories
Glass motif MS 6902
Exterior handle ZAE 211 B

Colour RAL 9007 FS
Exterior panel RAL 9005 matt
Exterior décor RAL 9007 FS
External battens RAL 9007 FS
Sidelight ST 01 / WG / 400
Glass motif MS 6902/S +
House number HFG
Only available in the AT 110 P profile construction
Optional: Black Edition Package

art

EXCLUSIVE DOORS

NEW ALUMINUM EXTERIOR HANDLE SERIES 20

Available in all Inotherm Colours
Option: With Inosmart and
individual LED lighting
Option: With continuous
LED lighting



AAE 1708 B

Exterior décor
External 3D battens
Interior grooves only

Accessories
Exterior handle ZAE 216 B

Colour HD 211 - Mountain Pine
Exterior panel RAL 9005 matt
Exterior décor HD 211 - Mountain Pine
External battens HD 211 - Mountain Pine
Sidelight ST 01 / WG / 400
Glass motif MS 6875/S +
House number HFG
Only available in the AT 110 P profile construction
Optional: Finger scanner BT 670
Black Edition Package

IT'S ALL ABOUT COLOUR
With a virtually limitless range
of colours to choose from, you can
truly highlight your entrance,
adding a personal touch to your door.

Décor
Battens
Panel
Frame



AAE 1708

Exterior décor
External 3D battens
Interior grooves only

Accessories
Exterior handle GM 516 ST

Colour RAL 9007 FS
Exterior panel RAL 9005 matt
Exterior décor RAL 9005 matt
External battens RAL 9007 FS
Sidelight ST 01 / WG / 400
Glass motif MS 6875/S +
House number HF
Only available in the AT 110 P profile construction
Optional: Finger scanner BT 660

EXCLUSIVE DOORS

3D

exterior applications

The 110 P frame is the sole option available for models featuring tempered glass.

NEW!

SLENDER BOTTOM RAIL

The slender bottom rail in the sidelights is a discreet innovation that elevates the prominence of your door. Designed to be inconspicuous and nearly invisible, it can even be seamlessly concealed behind the facade and the ground, ensuring that the spotlight remains firmly on your door design.

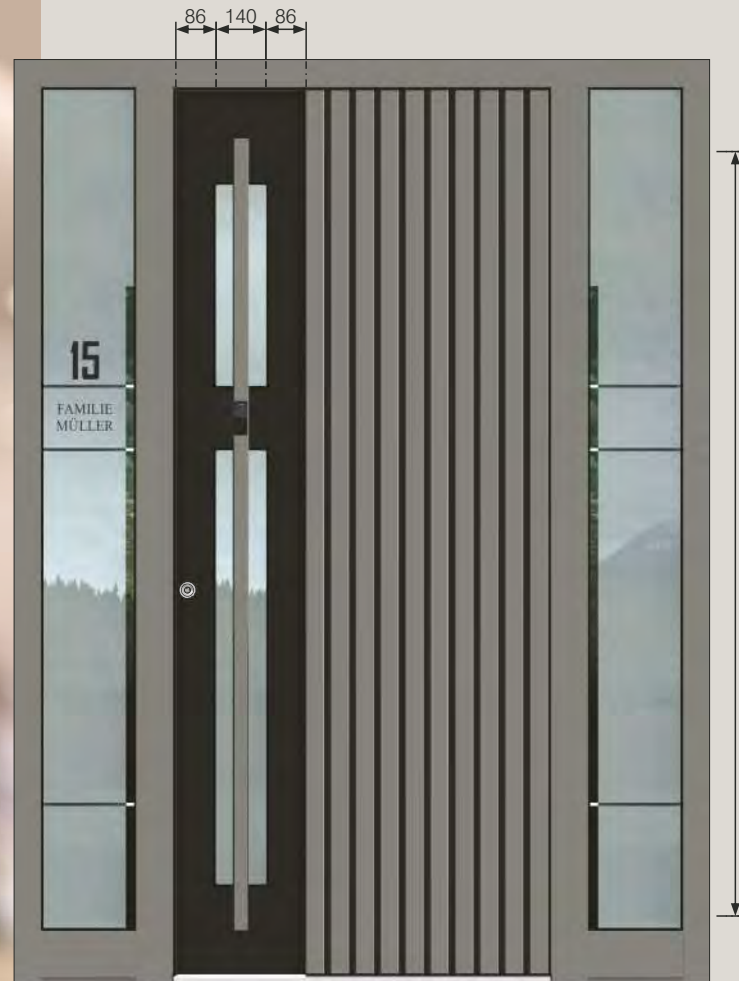
It is crafted in a standard black exterior finish for a sleek and unobtrusive look.

On the interior, it matches the colour of the door frame, creating a cohesive and uniform appearance.



SLENDER BOTTOM RAIL

Colour - RAL 9005 matt



AAE 1705

Exterior décor
External 3D battens

Accessories
Glass motif MS 6815
Exterior handle ZAE 2191 TF

Colour RAL 9007 FS
Exterior panel RAL 9005 matt
Exterior décor RAL 9005 matt
External battens RAL 9007 FS
Sidelight ST 01 / WG / 400
Glass motif MS 6815/S +
House number HFG
Only available in the AT 110 P profile construction
Optional: Finger scanner BT 660



AAE 1705 B

Exterior décor
External 3D battens

Accessories
Glass motif MS 6819
Exterior handle ZAE 200 ML TF

Colour HD 211 - Mountain Pine
Exterior panel RAL 9005 matt
Exterior décor RAL 9005 matt
External battens HD 211 - Mountain Pine
Sidelight ST 01 / WG / 400
Glass motif MS 6819/S +
House number HFG
Only available in the AT 110 P profile construction
Optional: Finger scanner BT 660
Black Edition Package

NEW FEATURE!

Set the stage,
and add an internal mirror
to the inside of your door.



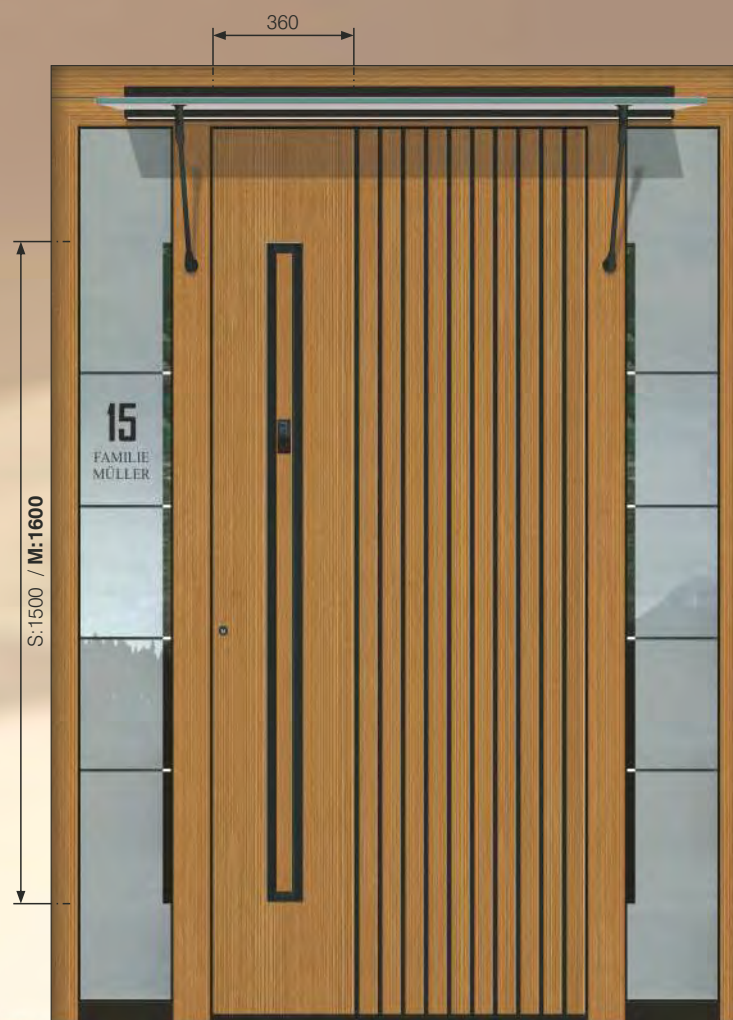
AAE 1709 B

Exterior 3D décor
External 3D battens
Interior grooves only

Accessories
Exterior handle GM 516 ST

Colour RAL 9007 FS
Exterior panel RAL 9005 matt
Exterior décor RAL 9007 FS
External battens RAL 9007 FS
Sidelight ST 01 / WG / 400
Glass motif MS 6876/S +
House number HFG
Only available in the AT 110 P profile construction
Optional: Finger scanner BT 660
Black Edition Package

PUSH HANDLE
Original INOTHERM Design



AAE 1709 B

Exterior 3D décor
External 3D battens
Interior grooves only

Accessories
Exterior handle GM 516 ST

Colour HD 211 - Mountain Pine
Exterior panel RAL 9005 matt
Exterior décor HD 211 - Mountain Pine
External battens HD 211 - Mountain Pine
Sidelight ST 01 / WG / 400
Glass motif MS 6876/S +
House number HFG
Only available in the AT 110 P profile construction
Optional: Finger scanner BT 660
Black Edition Package
Glass canopy

EXCLUSIVE DOORS

3D FORM

applications outside

NEW!

SLENDER BOTTOM RAIL

The slender bottom rail in the sidelights is a discreet innovation that elevates the prominence of your door. Designed to be inconspicuous and nearly invisible, it can even be seamlessly concealed behind the facade and the ground, ensuring that the spotlight remains firmly on your door design.

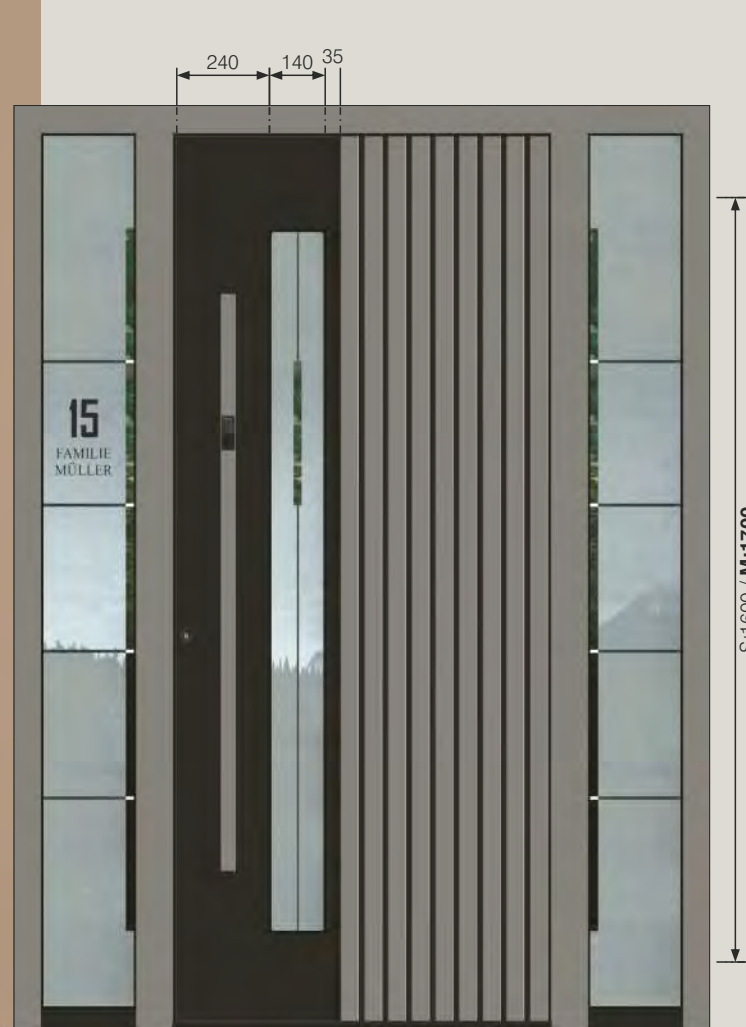
It is crafted in a standard black exterior finish for a sleek and unobtrusive look.

On the interior, it matches the colour of the door frame, creating a cohesive and uniform appearance.



SLENDER BOTTOM RAIL

Colour - RAL 9005 matt

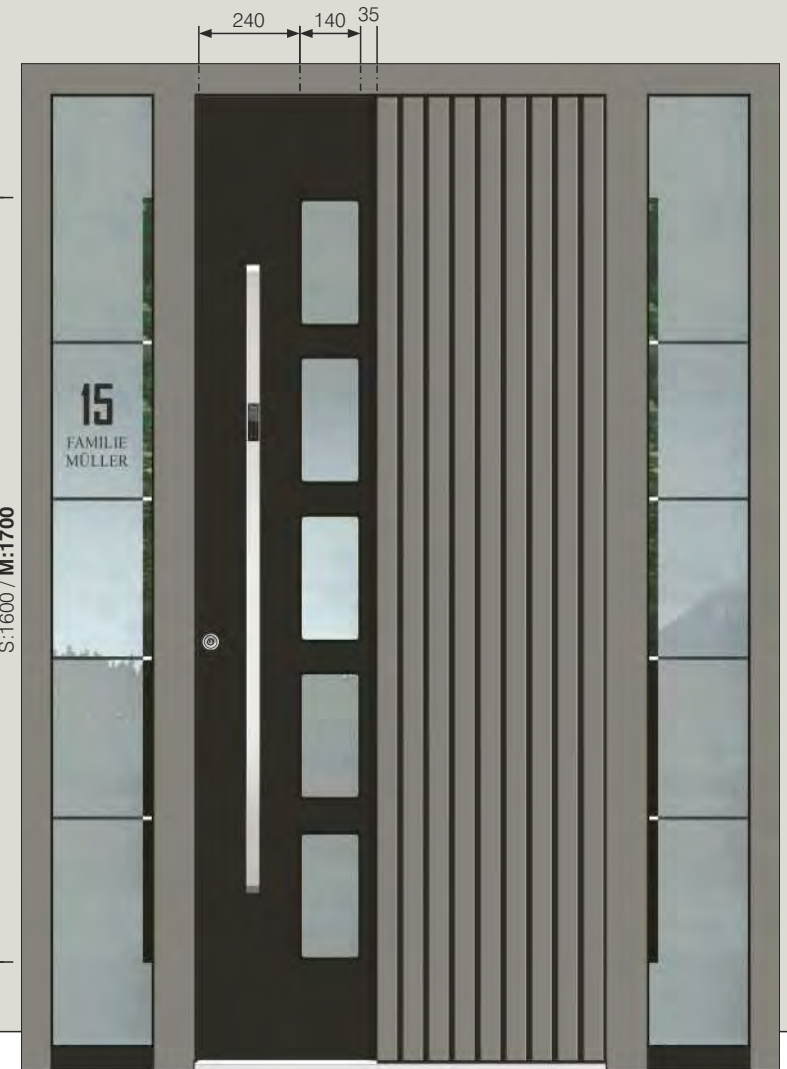


AAE 1712 B

Exterior décor
External 3D battens

Accessories
Glass motif MS 6896
Exterior handle ZAE 214 TF

Colour RAL 9007 FS
Exterior panel RAL 9005 matt
Exterior décor RAL 9005 matt
External battens RAL 9007 FS
Sidelight ST 01 / WG / 400
Glass motif MS 6896/S +
House number HFG
Only available in the AT 110 P profile construction
Optional: Finger scanner BT 660
Black Edition Package



AAE 1713

Exterior décor
External 3D battens

Accessories
Glass motif MS 6884
Exterior handle ZAE 714

Colour RAL 9007 FS
Exterior panel RAL 9005 matt
Exterior décor RAL 9005 matt
External battens RAL 9007 FS
Sidelight ST 01 / WG / 400
Glass motif MS 6884/S +
House number HFG
Only available in the AT 110 P profile construction
Optional: Finger scanner BT 610

3D APPLICATION
RAL 9005 MATT



AAE 1717 BH

3D application in black colour
RAL 9005 matt
6 mm aluminium plate
with black applications

Accessories
Exterior handle ZAE 216 TF

Colour DD 424
Sidelight ST 01 / WG / 400
Glass motif MS 6845/S +
House number HFG
Only available in the AT 110 P profile construction
Optional: Finger scanner BT 660
Black Edition Package



AAE 1717 B

3D application in black colour
RAL 9005 matt
6 mm aluminium plate
with black applications


Accessories
Exterior handle ZAE 216 TF

Colour RAL 9007 FS
Sidelight ST 01 / WG / 400
Glass motif MS 6845/S +
House number HFG
Only available in the AT 110 P profile construction
Optional: Finger scanner BT 670
Black Edition Package

EXCLUSIVE DOORS

3D

exterior applications



Glass canopy with optional LED lighting



AAE 1718 B

3D black application
Exterior black applications
Interior grooves only

Accessories
Glass motif MS 6898
Exterior handle ZAE 211 B

Colour RAL 9007 FS
Sidelight ST 01 / WG / 400
Glass motif MS 6898/S +
House number HFG
Only available in the AT 110 P profile construction
Optional: Finger scanner BT 670
Black Edition Package
Glass canopy



AAE 1719 BH

3D black application
Exterior black applications
Interior grooves only

Accessories
Glass motif MS 6899
Exterior handle ZAE 211 B

Colour DD 424
Sidelight ST 01 / WG / 400
Glass motif MS 6899/S +
House number HFG
Only available in the AT 110 P profile construction
Optional: Finger scanner BT 670
Black Edition Package

AT SERIES

Distinct model series for diverse design preferences

AT Series – with decorative aluminium frames

The **AT series** is based on classic, traditional designs, consistent with a timeless architectural environment.

The carefully selected shapes and details create the beautiful, elegant rustic shape of the entrance door.

The design of the series emphasises the quality of the finishing and incorporated materials and the product's technological perfection.

Strict controls throughout the fabrication process and final control of **EXCLUSIVE entrance doors** ensure low maintenance and an extremely long life.

You can add your own design note to all models from the **AT series** through bespoke modifications and create an entirely unique **EXCLUSIVE entrance door** model.

ATE 1283 B

Decorative aluminium frame on both sides

Accessories

Glass motif MS 6669 +
House number HFG

Exterior handle ZAE 211 B

Colour HD 224

Sidelight ST 01 / WG / 400

Glass motif MS 6669/S

Profile construction AT 110 P

Optional: Finger scanner BT 670

Black Edition Package

LED lighting



GLASS MOTIF

The transparent upper section of the glass lite can also be crafted in satin finish, matching the lower sections, at no additional cost.

OPEN THE DOOR SIMPLY WITH YOUR SMARTPHONE.

Introducing the Inosmart intelligent door opening system, now enabling you to open your door conveniently with your smartphone. In addition to fingerprint and keypad entry options, Inosmart now offers the added convenience of door opening through the Inosmart app. Experience the comprehensive comfort, user-friendliness, and maximum security for you and your family that our intelligent Inosmart system provides. Enjoy the ease of access and peace of mind with Inosmart.



EXCLUSIVE DOORS

INTERIOR COLOURS

the interior door colour can be personalized according to your preferences. Choose the shade that perfectly complements your home or opt for a colour that makes a striking and bold statement.



ATE 1282

Inside view
Colour - 80 077 FS



ATE 1282

Decorative aluminium frame
on both sides

Accessories
Glass motif MS 6488
Exterior handle GA 190 S P

Colour 80 077 FS
Sidelight ST 01 / WG / 400
Glass motif MS 6488/S +
House number HFG
Optional: Profile construction AT 110 P
Finger scanner BT 670



ATE 1289 B

Decorative aluminium frame
on both sides

Accessories
Glass motif MS 6185 +
House number HFG
Exterior handle ZAE 211 B

Colour RAL 7039 FS
Sidelight ST 01 / WG / 400
Glass motif MS 6185/S
Optional: Profile construction AT 110 P
Finger scanner BT 670
Black Edition Package

ATE 1122

Inside view
Colour - 80 077 FS



ATE 1122

Decorative aluminium frame
on both sides
Exterior grooves only

Accessories
Glass motif MS 6681
Exterior handle ZAE 706
Weather strip E-300 (80 077 FS / Stainless steel matt)

Colour 80 077 FS
Sidelight ST 01 / WG / 400
Glass motif MS 6681/S +
House number HFG

ATE 1123 BH

Decorative aluminium
frame on both sides

Accessories
Glass motif MS 6473
Exterior handle GA 190 S B
Security grille GE 750 B
Weather strip E-200 B

Colour RAL 9005 matt
Exterior panel DD 416 - Dark split oak
Decorative frame RAL 9005 matt
Door knocker BT 107 B
Sidelight ST 01 / WG / 400
Glass motif MS 6473/S +
House number HFG

Optional: Finger scanner BT 670
Black Edition Package

EXCLUSIVE DOORS

INTERIOR COLOURS

the interior door colour can be personalized according to your preferences. Choose the shade that perfectly complements your home or opt for a colour that makes a striking and bold statement.



AGE 1072

Inside view
Colour - 70 784 FS



ATE 1072

Decorative aluminium frame
on both sides
Exterior aluminium applications
Interior grooves only

Accessories
Glass motif MR 329 - Grooves on tempered glass
Satinato white
Exterior handle GA 190 S P
Weather strip E-300 (70 784 FS / Stainless steel matt)

Colour 70 784 FS
Sidelight ST 72 / WG / 400 (76 mm)
Glass motif MR 329/S/400 - Grooves on tempered glass
Satinato white
Optional: Profile construction AT 110 P
Finger scanner BT 670



ATE 1272

Decorative aluminium frame
on both sides

Accessories
Glass motif MR 342 - Grooves on tempered glass
Satinato white
Exterior handle GA 190 S P
Weather strip E-300 (70 784 FS / Stainless steel matt)

Colour 70 784 FS
Sidelight ST 01 / WG / 400
Glass motif MS 6192/S +
Optional: House number HFG
Profile construction AT 110 P
Finger scanner BT 670

INOTHERM - Deep door lining

For a seamless finish between the door and the exterior wall, we recommend the aluminium deep door lining system LP 200.

Optionally, a built-in LED illumination effortlessly elevates the aesthetics of any entrance.

The deep door lining system is pre-installed onto the door for secure and efficient transport, ensuring a smooth and easy installation on site.

ATE 1355 (600 mm)

ATE 1356 (500 mm)

Decorative aluminium frame on both sides
Aluminium application, attached, exterior only

Accessories Interior grooves only
Exterior handle ZAM 34
Weather strip E-300 (80 077 FS)

Colour 80 077 FS
Door knocker BT 107
Peephole BT 19 E
Sidelight ST 01 / WG / 400
Glass motif MS 6475/S +
House number HFG
Optional: Profile construction LP 200
Finger scanner BT 670



ATE 1357 (600 mm)

ATE 1358 (500 mm)

Decorative aluminium frame on both sides
Exterior aluminium applications
Interior grooves only

Accessories GA 190 S G
Exterior handle E-310 G (RAL 8022 FS matt / Stainless steel Gold)
Aluminium application E-300 G (RAL 8022 FS matt / Stainless steel Gold)
Weather strip

Colour RAL 8022 FS matt
Door knocker BT 106
Peephole BT 19 EG
Sidelight ST 01 / WG / 400
Glass motif MS 6782-18 G/S (Aluminium applications Gold) +
House number HFG
Optional: Profile construction AT 110 P

EXCLUSIVE DOORS



Accessories
Glass motif MB 798
Exterior handle GA 190 S G
Weather strip E-300 G
(80 077 FS / Stainless steel Gold)

Colour 80 077 FS
Optional: Profile construction AT 110 P



Accessories
Glass motif MR 327
Exterior handle GA 190 S P

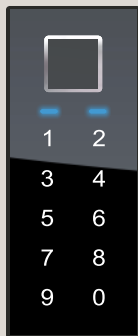
Colour HD 203
Optional: Profile construction AT 110



Accessories
Glass motif MB 797
Exterior handle GA 190 S P

Colour 80 077 FS
Sidelight ST 01 / WG / 400
Glass motif MS 6202/S +
House number HFG
Optional: Profile construction AT 110 P
Finger scanner BT 670

BT 670



FINGER SCANNER,
KEYPAD,
BLUETOOTH



BT 103
Nickel-platted
brass



BT 101
Polished
brass

ATE 1194 (600 mm)

ATE 1195 (500 mm)

Decorative aluminium
frame on both sides
Exterior aluminium applications

Accessories
Glass motif MB 796
Exterior handle GA 190 S P

Colour RAL 8001 matt
Optional: Profile construction AT 110 P
Finger scanner BT 670



ATE 1194 (600 mm)

ATE 1195 (500 mm)

Decorative aluminium frame
on both sides
Exterior aluminium applications

Accessories
Glass motif MR 326 - Grooves on tempered glass
Satinato white
Exterior handle GA 190 S P

Colour 70 784 FS
Door knocker BT 103
Sidelight ST 72 / WG / 400 (150 mm)
Glass motif MR 326/S/400
Optional: Profile construction AT 110 P
Finger scanner BT 670

EXCLUSIVE DOORS

INTERIOR COLOURS

the interior door colour can be personalized according to your preferences. Choose the shade that perfectly complements your home or opt for a colour that makes a striking and bold statement.



ATE 1267

Inside view
Colour - RAL 9007 FS



ATE 1267 (600 mm)

ATE 1268 (500 mm)

Decorative aluminium frame
on both sides
Exterior aluminium applications
Interior grooves only

Accessories
Glass motif MS 6800
Exterior handle GA 190 S P

Colour RAL 80 077 FS
Sidelight ST 01 / WG / 400
Glass motif MS 6800/S +
House number HFG
Optional: Profile construction AT



ATE 1243 (600 mm)

ATE 1246 (500 mm)

Decorative aluminium frame
on both sides
Exterior aluminium applications
Interior grooves only

Accessories
Glass motif MS 6803
Exterior handle GA 190 S P

Colour RAL 9007 FS
Sidelight ST 01 / WG / 400
Glass motif MS 6803/S +
House number HFG
Optional: Profile construction AT 110 P
Finger scanner BT 670

INOTHERM - Deep door lining

For a seamless finish between the door and the exterior wall, we recommend the aluminium deep door lining system LP 200.

The deep door lining system is pre-installed onto the door for secure and efficient transport, ensuring a smooth and easy installation on site.



ATE 1451 (600 mm)

ATE 1453 (500 mm)

Decorative aluminium frame on both sides
Aluminium application, attached, exterior only
Interior grooves only

Accessories
Glass motif MR 337 - Grooves on tempered glass Satinato white with decoration foil
Exterior handle ZAM 34

Colour RAL 9016
Sidelight ST 01 / WG / 400
Glass motif MS 6677/S + House number HFG
Optional: Profile construction AT 110 P
Finger scanner BT 670



ATE 1451 (600 mm)

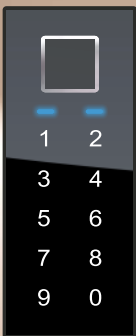
ATE 1453 (500 mm)

Decorative aluminium frame on both sides
Exterior aluminium applications
Interior grooves only

Accessories
Glass motif MR 330 - Grooves on tempered glass Satinato white with decoration foil
Exterior handle GA 190 S P

Colour 80 077 FS
Sidelight ST 01 / WG / 400
Glass motif MS 6677/S + House number HFG
Optional: Profile construction AT 110 P
Finger scanner BT 670

EXCLUSIVE DOORS



BT 670

FINGER SCANNER,
KEYPAD,
BLUETOOTH



ATE 1061

Inside view
Colour - RAL 9007 FS



ATE 1061 (600 mm)

ATE 1069 (500 mm)

Decorative aluminium frame
on both sides

Accessories
Glass motif MS 6558
Exterior handle GA 190 S P

Colour RAL 9007 FS
Sidelight ST 01 / WG / 400
Glass motif MS 6558/S +
House number HFG
Optional: Profile construction AT 110 P
Finger scanner BT 670



ATE 1100 (600 mm)

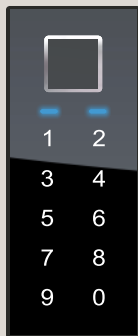
ATE 1101 (500 mm)

Decorative aluminium frame
on both sides

Accessories
Glass motif MS 6559
Exterior handle GA 190 S P

Colour 80 077 FS
Sidelight ST 01 / WG / 400
Glass motif MS 6559/S +
House number HFG
Optional: Profile construction AT 110 P
Finger scanner BT 670

BT 670



FINGER SCANNER,
KEYPAD,
BLUETOOTH



BT 107
Nickel-plated
brass



BT 106
Polished
brass

ATE 1030

Decorative aluminium
frame on both sides

Accessories
Glass motif MS 6482
Exterior handle GA 190 S P

Colour 80 077 FS
Peephole BT 19 E
Door knocker BT 107
Sidelight ST 01 / WG / 400
Glass motif MS 6482/S +
House number HFG
Optional: Profile construction AT 110 P
Finger scanner BT 610

600

S: 1600 / M: 1700



ATE 1046

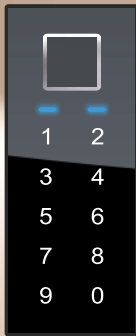
Decorative aluminium frame
on both sides
Exterior décor
Exterior aluminium applications
Interior grooves only

Accessories
Glass motif MS 6557
Exterior handle GA 190 S P

Colour 80 077 FS
Peephole BT 19 E
Door knocker BT 107
Sidelight ST 01 / WG / 400
Glass motif MS 6557/S +
House number HFG
Optional: Profile construction AT 110 P



EXCLUSIVE DOORS



BT 670

FINGER SCANNER,
KEYPAD,
BLUETOOTH



ATE 1121

Inside view
Colour - RAL 9007 FS



ATE 1121

Decorative aluminium frame
on both sides
Exterior décor

Accessories
Glass motif MS 6807
Exterior handle GA 190 S G

Colour 80 077 FS
Exterior décor DD 425
Door knocker BT 106
Sidelight ST 01 / WG / 400
Glass motif MS 6807/S +
House number HFG
Optional: Profile construction AT 110 P



ATE 1126


Decorative aluminium frame
on both sides

Accessories
Glass motif MS 6678
Exterior handle GA 190 S P

Colour RAL 9007 FS
Peephole BT 19 E
Door knocker BT 107
Sidelight ST 01 / WG / 400
Glass motif MS 6678/S +
House number HFG
Optional: Profile construction AT 110 P

inoSmart
SMART DOOR SYSTEM

BT 670



FINGER SCANNER,
KEYPAD,
BLUETOOTH

ATE 1273 (600 mm)

ATE 1274 (500 mm)

Decorative aluminium frame
on both sides
Exterior aluminium applications
Interior grooves only

Accessories
Glass motif MSS 6685
Exterior handle ZAM 7
Alu application E-310
(80 077 FS / Polished stainless steel)
Weather strip E-300
(80 077 FS/ Stainless steel matt)

Colour 80 077 FS
Sidelight ST 01 / WG / 400
Glass motif MS 6685-18 EV1/S (Alu applications EV1
in interspace)
Optional: Finger scanner BT 670
Profile construction AT 110 P

MOTIF: black print
on satin or transparent glass



ATE 1275 (600 mm)

ATE 1276 (500 mm)

Decorative aluminium frame
on both sides
Exterior aluminium applications
Interior grooves only

Accessories
Glass motif MSS 6686
Exterior handle GA 190 S P
Aluminium application E-310
(HD-203 / Polished stainless steel)

Colour HD 203 - Walnut
Optional: Finger scanner BT 670
Profile construction AT 110
TYP 02

INTERIOR
COLOURS

the interior door colour can be personalized according to your preferences. Choose the shade that perfectly complements your home or opt for a colour that makes a striking and bold statement.



ATE 1265

Inside view
Colour - HD 203



ATE 1265 (600 mm)

ATE 1266 (500 mm)

Decorative aluminium frame
on both sides
Aluminium application, attached,
exterior only
Interior grooves only

Accessories
Glass motif MB 787
Exterior handle GA 190 S P

Colour 70 784 FS
Sidelight ST 71 / WG / 400 (76 mm)
Glass motif MB 787/S
Optional: Finger scanner BT 670
Profile construction AT 110



ATE 1265 (600 mm)

ATE 1266 (500 mm)

Decorative aluminium frame
on both sides
Aluminium application, attached,
exterior only
Interior grooves only

Accessories
Glass motif MB 799
Exterior handle GA 190 S P

Colour 80 077 FS
Optional: Finger scanner BT 670
Profile construction AT 110 P

INCLUDED IN THE PRICE:

outside: Knob / inside: handle
Semi-finished stainless steel polished
RC3 CERTIFIED as per EN 1906.
With integrated standard
safety core drawing protection.




Glass motif - stained glass




Facets clear

Madras Uadi white

Antique-glass 1146 gray



BT 670



FINGER SCANNER,
KEYPAD,
BLUETOOTH



ATE 1320


Decorative aluminium frame
on both sides
Aluminium application, attached,
exterior only
Interior grooves only

Accessories
Glass motif MB 737 E - with frosted flower
patterns and facets
Exterior handle GA 190 S P


Colour HD 203 - Walnut
Optional: Finger scanner BT 670
Profile construction AT 110



Chromed
brass



ZAM 34



ZAM 7

ATE 1363

Decorative aluminium frames
on both sides
Aluminium application, attached,
exterior only
Interior grooves only

Accessories
Glass motif MB 749 E - with frosted flower
patterns and facets
Exterior handle GA 190 S P

Colour 70 784 FS
Optional: Finger scanner BT 670
Profile construction AT 110

EXCLUSIVE DOORS

ALU APPLICATIONS:


E-330



E-320 Knob - polished stainless steel



E-310 Knob - polished stainless steel



E-300 polished stainless steel applications



ATE 1350

Inside view

Colour - RAL 80 077FS



ATE 1350

Decorative aluminium frame on both sides

Aluminium application E-320

attached, exterior only
(80 077 FS / polished stainless steel)

Aluminium application E-310

Aluminum application
attached, exterior only

(80 077 FS / polished stainless steel)

Protective trim E-300

(80 077 FS / polished stainless steel)

Interior grooves only

Accessories

Glass motif MB 743

Exterior handle ZAM 34

Colour 80 077 FS



ATE 1350

Decorative aluminium frame on both sides

Decorative aluminium frame on both sides
Aluminium application E-320, attached, exterior only
(80 077 FS / polished stainless steel)

Aluminium application E-310, attached, exterior only
(80 077 FS / polished stainless steel)

Protective trim E-300

Protective thin L-300
(80 077 ES / polished)

Interior grooves only

interior grooves only

Accessories

Glass motif MB 743

Exterior handle ZAM 7

Colour 80 077 FS

Sidelight ST 01 / WG / 400

Glass motif MS 6680-18 EV1/S (Alu applications EV1 in interspace) + House number HFG



Product configurations

YOUR EXCLUSIVE
ENTRANCE DOOR WILL
BE CUSTOM-MADE
ACCORDING TO YOUR
PREFERENCES

This catalogue is your guide to exploring various models, designs, colours, and accessories, along with a range of security features for your home. While the catalogue presents some possible implementations, the rest is left to your creativity.

Feel free to use our online configurator or consult with our experts for assistance in designing your door.

- Glas canopy
- Additional profiles
- Colours
- Integrated access control
- Door models
- Door system
- Handles
- Locking systems
- Glass
- Threshold solutions



INSIDE VIEW:

Hardware and fittings

Interior colours

EXCLUSIVE DOORS

STANDARD INSTALLATION
with visible frame

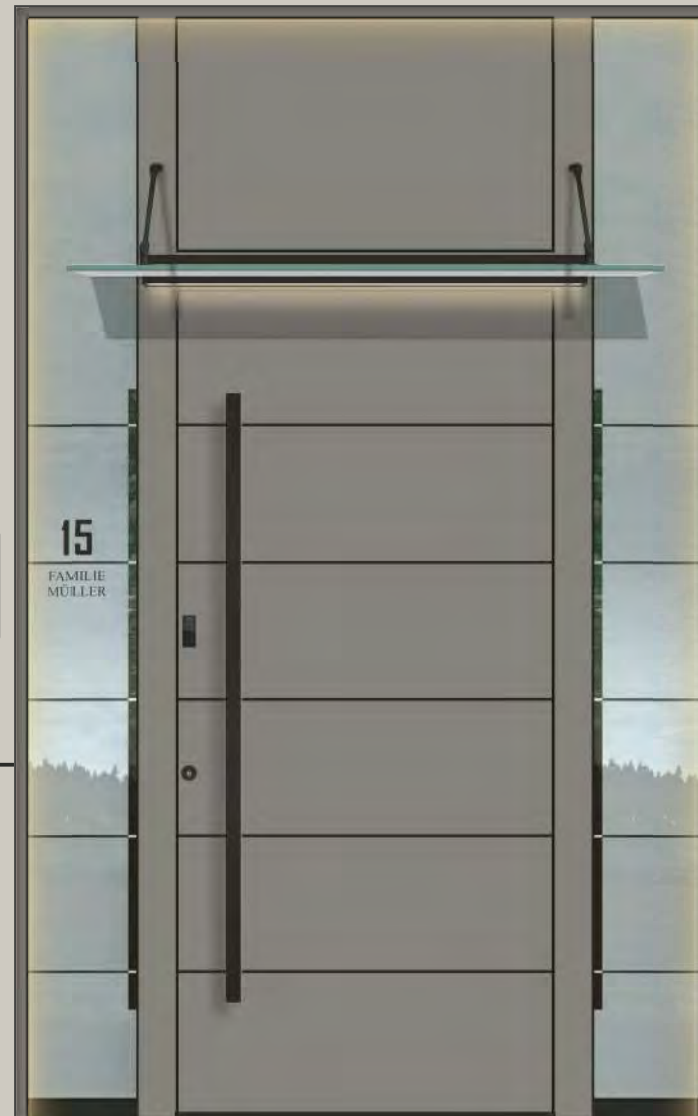


ST 50

AGE 1011 BH

ST 01

CONCEALED INSTALLATION
with facade profile



FP-10 - Facade profile mounted on all three sides without LED lighting

FP-20 - Facade profile mounted on all three sides, LED lighting above only

FP-30 - Facade profile mounted on all three sides, LED lighting laterally and above

FACADE PROFILE

The facade profile combines a sleek design with practical functionality. Specifically tailored to seamlessly connect the front door and the facade, this profile effectively manages moisture and reduces the entry of cold air.

It offers a simple yet efficient solution for both visual and technical considerations.

For added aesthetic appeal, the profile is optionally available with LED lighting, contributing to an attractive look for your entrance area.



Integratable
convenience

Tilt transom light

Glass canopy
with LED lighting

Mullion LED lighting

Inosmart door
opening system

Door models

Aluminium handles
with optional
LED lighting

Fixed sidelight
with integrated
RENZ post-box system

Facade profile

Threshold solutions



Max. element size in one piece
3200mm x 2550mm

EXCLUSIVE DOORS

MULTIFUNCTIONAL DOOR ELEMENT

This multifunctional door element offers a practical and efficient solution by combining different elements.



TYP ST 104
Sidelight with
tilt-and-turn window

FIX 110
Corner
coupling

AAE 1709 B
Standard 3D model

Profile extensions

Glass canopy
with LED lighting

Mullion
LED lighting

Sidelight
with integrated
3D panel



Aluminum handle
with recess and
Inosmart system

3D door model

Facade profile

Threshold solutions

Max. element size in one piece
5500mm x 2550mm



Transom options

DECORATIVE TRANSOM LEAF

The decorative transom leaf provides an elegant solution for doors ranging from 2700 mm to 3200 mm in height, allowing for easy dismantling when needed.

Extending the door model design into the transom leaf imparts a contemporary, lofty appearance to the entrance. A 5 mm groove between the door leaf and transom leaf is thoughtfully incorporated for optimal, seamless aesthetics.

AGE 1011 BH

Exterior black applications

Accessories
Exterior handle ZAE 216 B

Colour RAL 9005 matt
Exterior panel DD 421
Peephole BT 19 EB
Door knocker BT 107 B
Sidelight ST 01 / WG / 400
Glass motif MS 6061/S +
House number HFG
Optional: Finger scanner BT 670
Black Edition Package
Glass canopy
Mailbox BK 20 B (RAL 9005 matt)

Decorative transom leaf Type A Faux leaf hinged above

Tilt transom TYPE B with motorised tilt opening



ST 50

AGE 1011 BH

ST 01

With or without
facade profile

EXCLUSIVE DOORS

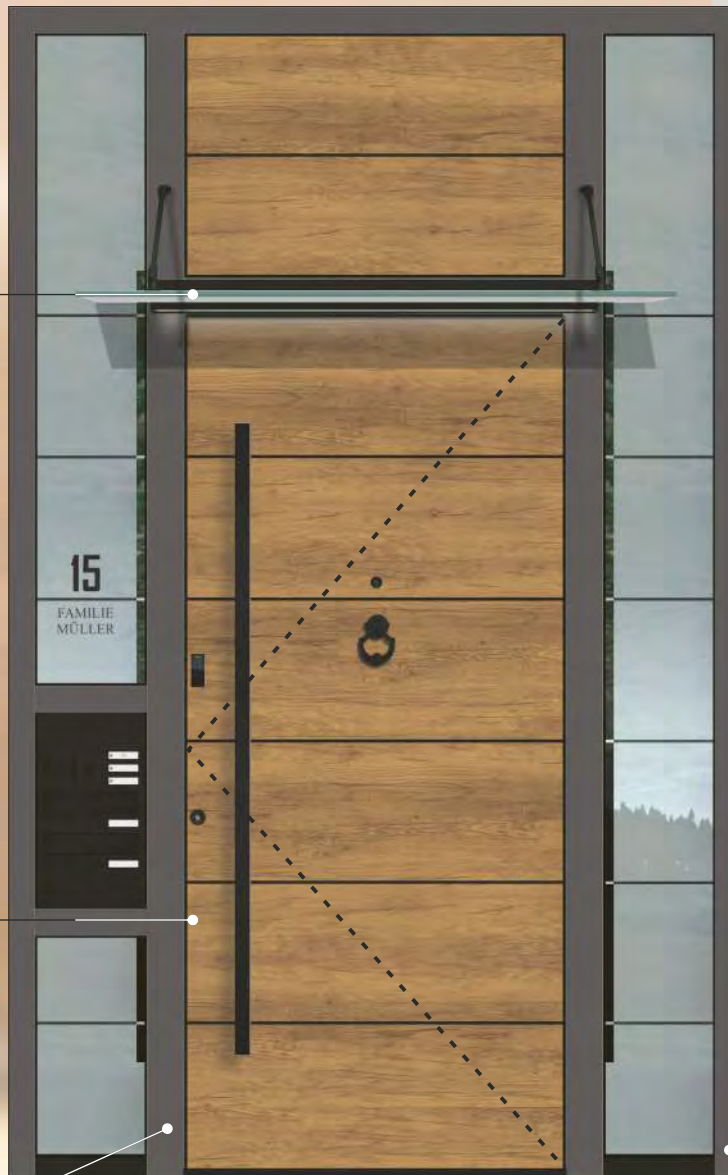
TRANSOM PANEL TYPE C

Paneled transom element
Removable panel via glazing beads

Glass canopy,
mounted on
horizontal mullion
with or without LED
illumination

Fixed sidelight
with integrated
RENZ
post-box system

Vertical mullion
Statically reinforced
for heights
2500 - 3200mm



ST 50

AGE 1011 BH

ST 01



With or without
facade profile

DOOR STABILITY

Climatic conditions, particularly during winter and hot summers, can induce what is known as the Bimetallic effect on aluminium entrance doors. This phenomenon may result in unwanted deformation of the door leaf, leading to challenges in closing the door smoothly.

Our patented leaf design with the

DILATION LAYER

ensures the Exclusiv range's resistance to warping and an optimal sealing function between the door leaf and frame.

This innovative construction guarantees exceptional performance for our entrance doors, maintaining smooth opening and closing even in the face of extreme climatic conditions.




Tilt-and-turn window in the sidelight

Presenting our innovative tilt-and-turn window for sidelights—an advanced solution tailored for entryways requiring effective ventilation. This technologically sophisticated window system seamlessly integrates with our doors, creating an elegant combination that ensures optimal functionality and space efficiency.

As with our renowned entrance doors, we have upheld exceptional quality in the design of this window, including high-quality glass, secure connections, and integrated hardware guarantee top-notch safety.

This versatile window allows for full opening or tilting, convenient for deliveries or enjoying fresh air in your entryway. All elements featuring tilt-and-turn windows can be crafted with or without a base threshold profile and/or drainage channel, with the floor static profile included as standard. For further details, please refer to page 112.



TYP ST 102
Side light with
tilt-and-turn
window

AGE 1011 B
Exterior black applications
Accessories
Exterior handle ZAE 216 B

TYP ST 101
Side light with
tilt-and-turn
window

Colour 70 784 FS
Sidelight ST 01 / WG / 400
Glass motif MS 6199/S
Optional: Finger scanner BT 670
Black Edition Package

EXCLUSIVE DOORS

Min. width 470 mm
Max. width 1260 mm

Min. height 600 mm
Max. height 1600mm

TYP ST 105

sidelight
with tilt-and-turn
window
Cill profile 30mm height

Min. width 470 mm
Max. width 1260 mm

TYP ST 103

combined sidelight
tilt-and-turn window
panel-bottomed
standalone version

Min. width 470 mm
Max. width 1260 mm

TYP ST 104

sidelight
with tilt-and-turn
window
glass-bottomed

AGE 1011 B

Exterior black applications

Accessories
Exterior handle ZAE 216 B

Colour RAL 9007 FS
Sidelight ST 01 / WG / 400
Glass motif MS 6199/S +
House number HFG
Optional: Finger scanner BT 670
Black Edition Package

All other configurations upon request.

TURN-AND-TILT WINDOW IN THE SIDELIGHT

The optional tilt-and-turn window in the sidelight is equipped with concealed, patented AvanTec Simply Smart Schüco window hardware, ensuring a high level of security in both closed and tilted positions.

Additionally, it boasts triple glazing with a U-value of 0.5 W/m²K, utilizing the well-proven gaskets and seals from our Exclusive range to provide excellent thermal insulation.

The window comes standard with a high-quality and user-friendly Schüco window handle.

FG 100
SmartActive Window handle

109



Outward opening

AT 95 A

Models within the EXCLUSIV series are also available as outward-opening versions.

Outward-opening doors maintain the same appearance and are compatible most with optional accessories, just like their inward-opening counterparts.

It's essential to highlight that the outward-opening version possesses identical properties, characteristics, and finish as the standard EXCLUSIV inward opening program.

Model AGE 1041 B

Exterior black applications

Accessories
Exterior handle ZAE 216-B

- Colour RAL 9007 FS
- Peephole BT 19 B
- Door knocker BT 107 B
- Sidelight ST 01 / WG / 400
- Glass motif MS 6026/S +
- House number HFG
- Profile construction AT 95 A
- Optional: Finger scanner BT 660
- External Rosette ZRE 46 B
- Floor static profile FPS 95 A B
- Treshold FP TYP-D B
- Black Edition Package

outward opening



inward opening



Model AGE 1041 B

Exterior black applications

Accessories
Exterior handle ZAE 216-B

- Colour RAL 9007 FS
- Sidelight ST 01 / WG / 400
- Glass motif MS 6026/S +
- House number HFG
- Profile construction AT 95
- Optional: Finger scanner BT 660
- External Rosette ZRE 46 B
- Floor static profile FPS 95 B
- Treshold FP TYP-A B
- Black Edition Package

PROFILE CONSTRUCTION AND TECHNICAL INFORMATION

EXCLUSIV

from

0,94

W/m²K



Doors in monoblock construction,
95mm thick door leaf

*

- 3** **CIRCUMFERENTIAL GASKETS**
in the door frame and leaf,
with reinforced vulcanised corners

*

A SPECIAL U-value BARRIER
in the rebate

*

- 3** **ADJUSTABLE 3-PIECE**
BARREL HINGES

*

- 5** **- MULTIPOINT LOCK,**
with hooks and bolts
45mm backset continuous
stainless steel counterplate

*

- 3** **mm THICK** interior and exterior
aluminium panel sheets

*

PATENTED LEAF DESIGN
with a
DILATION LAYER
with
WIRING CHASE CHAMBER

*

- RC3** standard GA 190 Series
SAFETY DOOR
HANDLE SET
integrated core drawing protection
certified EN 1906

*

THERMAL BREAK THRESHOLD
in EV1 aluminium
silver anodized
with concealed mounting

*

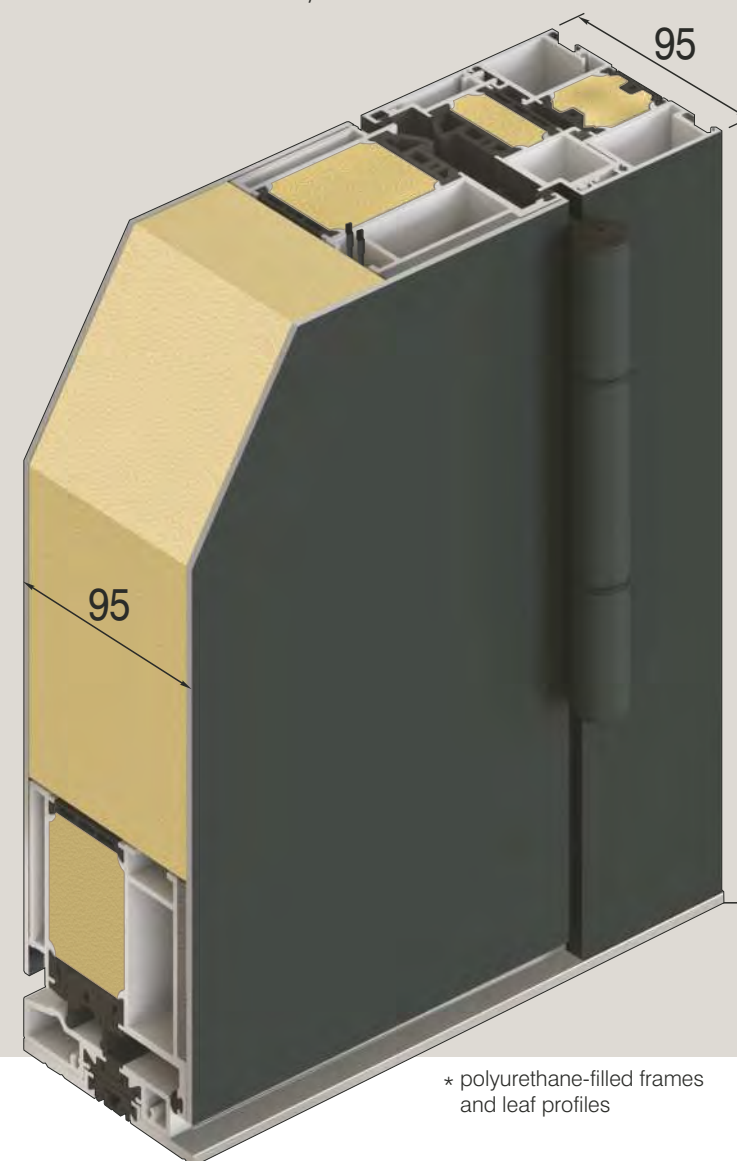
standard
GROUND STATIC PROFILE
under the threshold

EXCLUSIV plus

from

0,61

W/m²K



* polyurethane-filled frames
and leaf profiles



Technical information

In today's context, there is a heightened focus on barrier-free planning, construction, and living, particularly emphasizing accessibility, especially at exterior doors. It is crucial to ensure that, while providing accessibility, factors like wind, driving rain, and noise are effectively barred from infiltrating the interior.

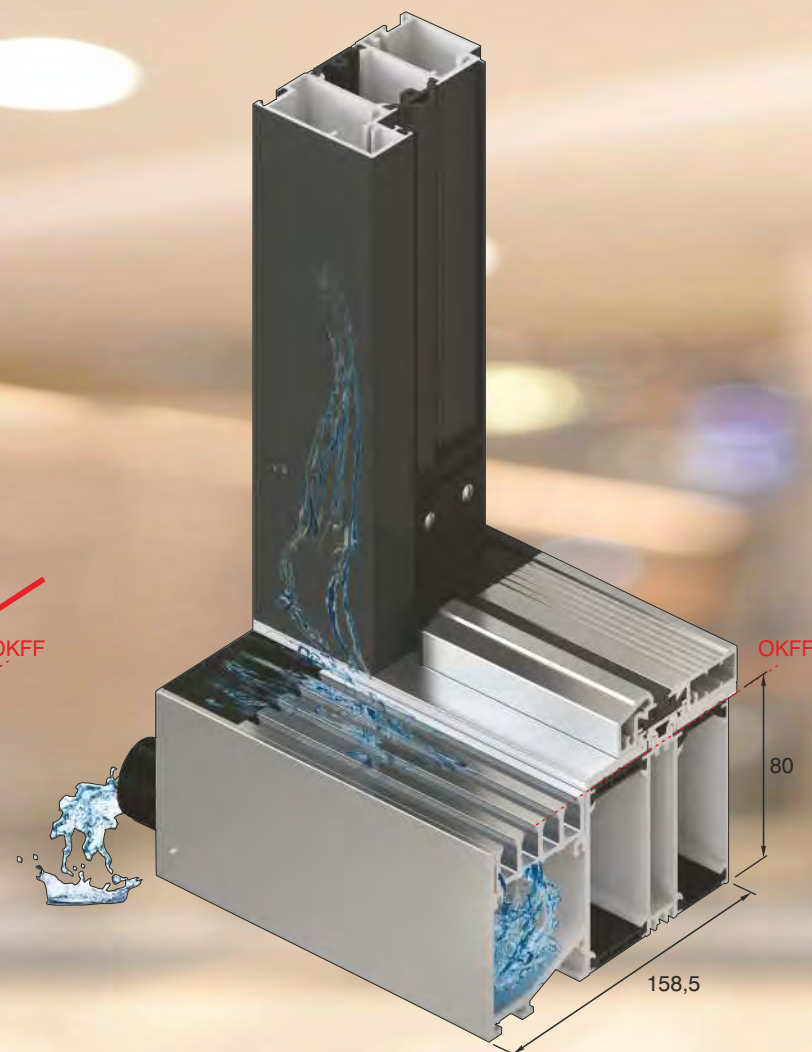
Our automatic door seal comprehensively meets the outlined requirements and is grounded in a philosophy of mechanics, presenting several advantages:

- Significantly improved sealing system
- Enhanced driving rain tightness
- Robust resistance to wind load
- Effective sound insulation
- Easy maintenance, allowing for simple disassembly for gasket replacement
- Toolless adjustment for convenient customization
- Parallel lowering with automatic level compensation and overload protection
- Automatic height compensation
- Lower release forces
- Comes standard with a ground static profile

AUTOMATIC DOOR SEAL



DRAINAGE CHANNEL 80 mm



Inotherm high-quality drainage channel offers a controlled drainage in front of your entrance. The drainage channel ensures that water can be reliably kept away from the front door.

Pros:

- Safe and fast drainage even of large quantities of water
- Avoidance of water puddles in the facade area
- Protection of the interior from moisture penetration
- Use for maintenance and care

EXCLUSIVE DOORS



CONCEALED DOOR HINGES



OKFF

Concealed door hinges are available at a surcharge

NEW! SLENDER BOTTOM RAIL



OKFF

The slender bottom rail in the sidelights is a discreet innovation that elevates the prominence of your door.

Designed to be inconspicuous and nearly invisible, it can even be seamlessly concealed behind the facade and the ground, ensuring that the spotlight remains firmly on your door design.

It is crafted in a standard black exterior finish for a sleek and unobtrusive look.

On the interior, it matches the colour of the door frame, creating a cohesive and uniform appearance.

Colour - RAL 9005 matt



The fully concealed door hinge is a standout feature that elevates the aesthetics of the INOTHERM door, providing it with a modern and streamlined appearance, ideally suited for your front entrance. This product seamlessly merges sophisticated design with robust technology, capable of supporting weights up to 120 kg. Its advantages extend to the installation process, where the two-part design facilitates easy attachment and detachment of the door leaf. The user-friendly 3D adjustment system further enhances convenience, enabling effortless customization of side, height, and pressure settings.



Extension profiles

PROFILE EXTENSIONS

The doors within the Exclusiv program are well-suited for installation in both contemporary new constructions and the renovation of existing buildings. The Profile extension elements, offered in the supplementary program, facilitate comprehensive customization to meet even the most demanding installation requirements.

These extensions exhibit exceptional stability coupled with robust thermal insulation. They are versatile, available in widths ranging from 30 to 800 mm, and can be easily mounted on all sides for added flexibility in installation.


GROUND PROFILE 30 / 40 / 80 mm

A robust and highly stable ground profile, crafted from 2,3 mm anodized aluminium with a double thermal break, is employed beneath the ground static profile. This component facilitates an optimal, straightforward, and secure installation of the front door directly onto an unfinished subfloor. Furthermore, it ensures effective thermal separation between the interior and exterior, preventing the formation of cold bridges.



AGE 1118


PROFILE EXTENSION - 2 x BV 80 - ABOVE
 PROFILE EXTENSION - BV 40 - LEFT + RIGHT
 GROUND PROFILE - BP 120 / COMBINATION 80/40 - BELOW



EXCLUSIVE DOORS

Paneled freame extensions

Paneled freame extensions
from 241 to 800 mm



AGE 1118

PANELED FREAME EXTENSIONS - BV<300 - 300 mm - ABOVE
PANELED FREAME EXTENSIONS - BV<800 - 650 mm - LEFT
PANELED FREAME EXTENSIONS - BV<800 - 650 mm - RIGHT
GROUND PROFILE - BP 80 - BELOW

GLASS MOTIF - MS

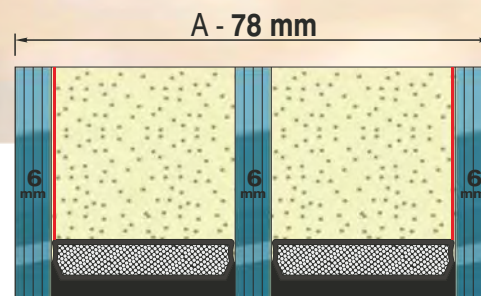



Model AGE 1118 (Glass motif MS 6555)

GLASS MOTIF – MS (clear glass with glass motif)

The glass motifs with an interplay of opaque and transparent surfaces are fascinating and give the door an expressive and accentuated look. The horizontal stripes are transparent in case of MS glass motifs.

G2 - ORNAMENTAL GLASS Grp.2



3 - PANES OF THERMALLY INSULATED GLASS

(U value=0,5 W/m²K) in combination with the motif - and ornamental glass

GLASS COMBINATIONS DOOR LEAF

- INNER - Clear float glass with metal coating
- LAM 6 mm clear with metal coating
- MIDDLE - Clear float with or without motif
- Ornamental glass
- Parsol glass with or without motif
- OUTER - Clear float glass with metal coating
- LAM 6 mm clear with metal coating


All other glass combinations on request.

EXCLUSIVE DOORS

ORNAMENTAL GLASS Grp. 4 **G4**




Madras Pave white




Mastercarré white



Masterray white



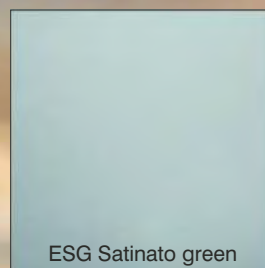
Madras Uadi white



Masterligne white



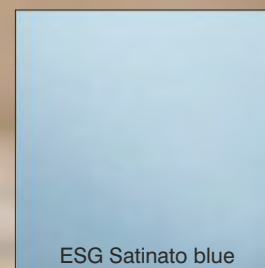
Masterpoint white



ESG Satinato green



Satinato white

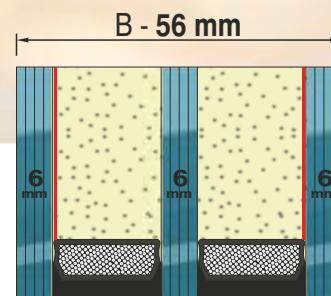


ESG Satinato blue

GLASS COMBINATIONS SIDE ELEMENT

- **INNER** - Clear float glass with metal coating
- LAM 6 mm clear with metal coating
- **MIDDLE** - Clear float with or without motif
- Ornamental glass
- Parsol glass with or without motif
- **OUTER** - Clear float glass with metal coating
- LAM 6 mm clear with metal coating

All other glass combinations on request.



3 - PANES OF THERMALLY INSULATED GLASS

(U value=0,5 W/m²K) in combination with the motif - and ornamental glass

GLASS MOTIF - MSS



Model AGE 1118 (Glass motif MSS 6555)

GLASS MOTIF – MSS (Satinato glass with glass motif)

For fully obscure glass, Satinato glasses (white, blue, green) with glass motif MSS are available.




Colours

COLOURED
DOOR HINGES
IN GROUPS F AND F1

To elevate and harmonize the interior aesthetic, our standard offering includes door hinges in Fine Texture/Metallic colours from Groups F and F1, at no extra cost.
For doors in other colours, hinges are provided in anodized EV1 as the standard option or can be upgraded with powder coating in colours from Group F2 or F3 for an additional charge.




F - STANDARD COLOUR
RAL 9016 GLOSS
(INCLUDED IN THE PRICE)



RAL 9016 - Traffic white

F1 - COLOUR GROUP: METALLIC / FINE TEXTURE COLOURS (SURCHARGE)



RAL 9016 FS - Traffic white



RAL 7044 FS - Silk grey




RAL 9007 FS - Grey aluminium



RAL 7043 FS - Traffic grey



RAL 8007 FS - Fawn brown



RAL 9010 FS - Pure white



RAL 7030 FS - Stone grey




70 784 FS - Grey Sprengel




71 334 FS - Anthracite grey



RAL 8014 FS - Sepia brown



RAL 9006 FS - White aluminium



RAL 7039 FS - Quartz grey



80 077 FS - Approx. DB 703



RAL 7016 FS - Anthracite grey




RAL 8022 FS matt -
Dark brown

10
years
warranty

For weather resistance against unnatural colour changes and the formation of cracks on surfaces, anodised and powder-coated aluminium door profiles.

EXCLUSIVE DOORS

For Creative Minds.




according to customer wish


COLOUR GROUP 5 (SURCHARGE) - F5

- OTHER RAL COLOURS, MATTE OR GLOSS
- OTHER FINE TEXTURE COLOURS

COLOUR GROUP MATTE (SURCHARGE) - F2



RAL 9016 MATT - Traffic white



RAL 7035 MATT - Light grey



RAL 7005 MATT - Mouse grey




RAL 8003 MATT - Clay brown




RAL 3004 MATT - Purple red



RAL 9010 MATT - Pure white



RAL 7036 MATT - Platinum grey




RAL 7012 MATT - Basalt grey




RAL 8016 MATT - Mahogany brown



RAL 6005 MATT - Moos green



RAL 1013 MATT - Oyster white



RAL 7037 MATT - Dusty grey



RAL 7016 MATT - Anthracite grey



RAL 8017 MATT - Chocolate brown



RAL 9005 MATT - Deep black

COLOUR SURFACE

Assessing the coating quality, in accordance with RAL quality assurance (RAL RG 631), is done without any aids. For outdoor surfaces, the evaluation is performed from a distance of 5 meters; interior surfaces are evaluated from 3 meters distance. Minor spots, scratches, traces of sanding, and welded seams that are not distinctly visible from these specified distances do not qualify as defects and, therefore, are not grounds for complaints.

SILICONE - STANDARD COLOUR

The silicone glass seals are applied in a default **dark anthracite – black**, carefully chosen to complement the colour of the glass spacers seamlessly.





Super durable
colors

SERIES 68

20 year warranty

Doors within the EXCLUSIVE program are meticulously engineered to withstand the challenges presented by diverse climatic conditions, such as salty sea air, intense sunlight, or aggressive smog, which may impact the long-term durability of the exterior colour.

For optimal durability of the powder-coated doors and accessories in demanding climatic conditions, we strongly recommend choosing a colour from SERIES 68, paired with high-quality nautical-grade stainless steel where available. This combination ensures not only robust defence against challenging weather elements but also a sophisticated and enduring aesthetic appeal.

AGE 1041 B

Exterior grooves only

Accessories
Exterior handle ZAE 216 B

Colour 68/72141
Peephole BT 19 EB
Sidelight ST 01 / WG / 400
Glass motif MS 6026/S +
House number HFG
Optional: Finger scanner BT 670
Black Edition Package
Glass canopy



INTERIOR COLOURS

the interior door colour can be personalized according to your preferences.

Choose the shade that perfectly complements your home or opt for a colour that makes a striking and bold statement.


20
year
warranty

For weather resistance against unnatural colour changes and the formation of cracks on surfaces, anodised and powder-coated aluminium door profiles.

EXCLUSIVE DOORS

For Creative Minds.

FLAT MATTE SERIES 68 – SUPER DURABLE COLOURS (SURCHARGE) - F3



68/10591 - Bianco 4601



68/90512 - C31 Anodized



68/72142 - Argento 4602



68/90513 - C4 Anodized



68/60960 - C34 Anodized



68/90510 - CO Anodized



68/15236 - Champagne



68/72143 -
Dark Blue-Grey Anodized



68/15237 - Deore 4602



68/60964 - Deore 4603



68/72141 - Argento 4601



68/72144 - Terra 4602



68/72147 - Grey Classic 4602



68/15235 - C32 Anodized



68/80479 - C35 Anodized

ELEGANCE AND DESIGN: THE SURGING POPULARITY OF MATTE SURFACES

Matte finishes are experiencing a surge in demand, not just in architecture but also across industries like automotive, sports, and interior design. Although visually appealing, achieving a matte effect poses considerable challenges for coating experts. TIGER Coatings has risen to this challenge with the TIGER Drylac® Series 68 matte finish, introducing a new generation of highly weather-resistant powder coatings.

This cutting-edge coating solution spans a gloss range of 12 to 4 units, contingent on the colour. Enhanced by second-generation Metallic Bonding, it successfully replicates the look of C0-C35 anodizing types.

The outcome is a surface boasting a velvety texture that elevates the overall visual impression.



Wood décor

WOOD AND DESIGN DECOR
OPTIONS FOR ALUMINUM
ENTRANCE DOORS

Rosewood, Oak, Walnut, Mahogany, Cherry, Oregon, Mountain Pine, Golden Oak, and various other wood decors, along with design decors from the INOTHERM colour chart, can be achieved through the powder coating of aluminium entrance doors.

30 AVAILABLE DECORS

Choose from a selection of 30 different decors available for most of our models, encompassing wood and design options. This diverse range spans from light to dark tones, with decors featuring various grain intensities, offering sample choices for individual customization. The flexibility of coating a door entirely in a single decor or in a combination with other colours (two-tone) is also available.

DISCOVER OUR ARRAY OF
WOOD DECORS

The wood grain is automatically aligned with the prevailing front door features as a standard, ensuring a seamless integration of aesthetics.

F4 - COLOUR GROUP: WOOD DÉCOR MATT (SURCHARGE)



HD 221 - Oak white



HD 206 - Fine Golden Oak



HD 213 - Douglas Fir



HD 211 - Mountain Pine



HD 228 - Cherry light




HD 209 - Bright Oak



HD 224 - Oak Fineline



HD 207 - Dark Oak



HD 222 - Mountain Pine Honney



HD 227 - Walnut



HD 205 - Knotty Golden Oak



HD 223 - Rustic Oak



HD 210 - Bog Oak



HD 212 - Oregon



HD 225 - Rustic walnut

EXCLUSIVE DOORS

For Creative Minds.

COLOUR GROUP: DESIGN DEKOR (SURCHARGE) - **F4**



DD 424 - Oak fineline
rustic bright



DD 415 - Bright split oak



HD 229 - Teak



DD 423 - Natural concrete



DD 406 - Copper



DD 425 - Oak fineline
rustic dark




DD 416 - Dark split oak



HD 204 - Mahogany



DD 421 - Mineral gray



DD 420 - Rust natur



DD 426 - Bright mountain oak



DD 417 - Split oak antique



HD 202 - Rosewood



DD 422 - Mineral brown



DD 402 - Rust

DISCOVER OUR ARRAY OF WOOD DECORS

The wood grain is automatically aligned with the prevailing front door features as a standard, ensuring a seamless integration of aesthetics.

COLOUR SURFACE

Assessing the coating quality, in accordance with RAL quality assurance (RAL RG 631), is done without any aids. For outdoor surfaces, the evaluation is performed from a distance of 5 meters; interior surfaces are evaluated from 3 meters distance. Minor spots, scratches, traces of sanding, and welded seams that are not distinctly visible from these specified distances do not qualify as defects and, therefore, are not grounds for complaints.

GUIDELINES FOR WOOD DECOR / DESIGN DECOR

The application of wood and design decor coating is specific and all decors may not be universally applicable. In door models featuring grooves, there may be colour variations when utilizing high-gloss wood decors or specific design patterns. In such instances, you have the option to remove the grooves at no additional charge to achieve a more consistent appearance.

* Due to manufacturing conditions there may be slight differences in colour and texture between the sample and the finished product.



Locking systems

LOCKING KNOB

Rotary locking knob for door gap locking system

Open your door without any risk!


Gap locking system is the additional protection you can always rely on.

No peepholes.
No chains.
No scratches.



OPTIONAL BTS 5 TSH

Multipoint hook and bolt locking system with door gap lock
Stainless steel



FOR SIZES: S / M /
L / XL / XXL / JUMBO

OPTIONAL ATM 6

Multipoint automatic hook and bolt locking system
Stainless steel



FOR SIZES: S / M /
L / XL / XXL / JUMBO

AUTOMATIC LOCKING SYSTEM

Four locking elements are triggered mechanically as the door leaf comes in contact with the keep plate in frame.

Using the lever handle or key, the locking elements unblock and the door can be opened.


Additionally, the cylinder can be locked as well to ensure an even higher security.



LATCH



OPTIONAL PROFILE CYLINDER



K100 - optional

Free-running - profile cylinder with 6 keys drilling safeguard with security card and 6 keys. Emergency and anti-lock-out function.

K100 K - optional

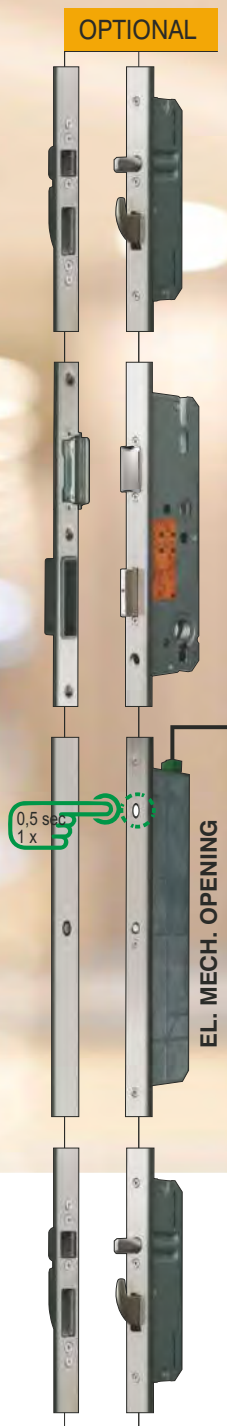
Free-running - profile cylinder with 6 keys drilling safeguard with security card and 6 keys. Emergency and anti-lock-out function. Knob cylinder.

K100 S - optional

Keys



EXCLUSIVE DOORS



Mounted
into the leaf frame

BT 670

Stainless steel
Pull handle mounted

BT 610



BT 620



Aluminium
Pull handle mounted

BT 660



Effortlessly toggle between day and night modes using the LED button on the GENIUS door lock.

White LED – indicates Day mode

- The door is held shut by the central latch only
- With an opening signal, the latch retracts into the lock
- This mode is recommended for doors with heavy traffic

Blue LED – indicates Night mode

- The door is held shut by the multipoint lock
- An opening signal triggers automatic motorised unlocking
- The latches and bolts retract into the lock for about 7 seconds. If the door remains unopened during this period, it relocks after the elapsed 7 seconds.

Note: For intentional locking (e.g., at night or when the building is vacant), night mode must be activated.

OPTIONAL (SURCHARGE):

DAY LATCH

Switching between day and night modes is facilitated in combination with the day latch function of the electric strike BT 7.

- Activate day mode on the locking system.
- Move the mode switch on the electric strike to day mode.

FUSE BOX

Fuse box with built-in transformer 24 V/220 V, with automatic power connection 230 V, AC 50/60 Hz. Prepared for intercom and second relay.



Day latch



Fuse box

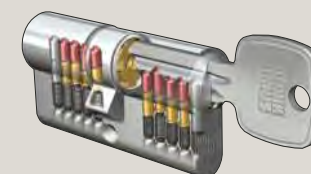


Relay 2
Intercom

GENIUS-SYSTEM

Complete inoSmart

- Stainless steel electromechanical multipoint hook and bolt lock
- Full-length keep plate
- Free-running cylinder for motorised locking systems (FZG) with 6 keys



- Day/night mode
- Finger scanner, Keypad, Bluetooth (Smartphone)
- Security Escutcheon
- Control unit with cable passage

Upon closing the entrance door, automatic locking is engaged. Easily unlock with either the traditional cylinder keys or the convenient fingerprint operation.

Moreover, the Genius is equipped with the **GENIUS COMFORT** quick opening mechanism, facilitating effortless door opening using the interior lever handle.

OPTIONAL

CB Function

Upon closing the entrance door, automatic locking is engaged. Easily unlock with either the traditional cylinder keys, the convenient fingerprint operation or other advanced signal transmitters.



More comfort and safety



INOSMART SCANNERS ENTERING A NEW ERA WITH SMARTPHONE MANAGEMENT



- Managing via smartphone app (Android and iOS)
- Great overview and easy to add and delete fingerprints
- The reader has a capacity of 100 fingerprints, 100 numeric codes and 100 Bluetooth devices
- 360-degree fingerprint reading
- Automatic fingerprint change detection
- Different fingerprints, numeric codes or Bluetooth devices can be entered for one user
- Naming the administrator and user
- Controlling built-in LED door lighting
- Automatic logging into security log
- Last 150 events saved
- Delete the entry „Naming of the administrator and user“
- Schedules for user restrictions and LED lighting
- Analysis of fingerprint quality
- Automatic adjustment of LED lighting at sunrise and sunset
- Option to open using a smartphone or remote control

Flush mounted into pull handle
of recessed handle

BT 660

Pull handle mounted


BT 610

BT 620



Door leaf mounted

BT 670



Fingerprint analysis



EXCLUSIVE DOORS

WHAT IS INOSMART?

Introducing the new generation of the INOSMART fingerprint reader, offering the same quality, safety, and comfort as our outstanding Inotherm house doors. A vital component of our entrance doors, the INOSMART fingerprint scanner ensures convenient and secure use for the entire family, alleviating concerns about lost keys.

HOW DOES IT WORK?

The INOSMART fingerprint scanner can be installed in the door leaf or in the exterior handle. Programming is conducted through buttons on the control unit, situated in the door leaf at the cable transition, or conveniently with a smartphone. The connection between the scanner and the control unit is safeguarded with high-level encryption, ensuring the device is impervious to intrusion. There are two relay outputs: one for door opening and the other for an extra function (e.g., opening the garage door or disabling the alarm system).

AND THE SECURITY?

The new fingerprint sensor enhances security and responsiveness with 3D technology and an advanced fingerprint recognition algorithm, ensuring faster and more reliable functionality. Retrieving the fingerprint image from this code is impossible, with additional encryption by the control unit making misuse practically implausible.

IS THAT ALL?

With INOSMART, enjoy flexibility in door access through a code keypad, smartphone, or a keychain remote control. The integrated scheduling system allows for user-specific access restrictions. The fingerprint scanner also provides brightness control for the integrated LED lighting, automatically adjusting based on sunset/sunrise detection.

IS MY FINGERPRINT RELIABLE FOR BIOMETRIC IDENTIFICATION?

The fingerprint undergoes constant changes, and individual alterations like minor injuries, dry skin, or surface-level damage due to conditions are imperceptible to the naked eye. The sophisticated Inosmart app allows for an efficient fingerprint analysis, evaluating its suitability and recognizing the fingerprint image in a manner similar to biometric sensors.



Bluetooth opening
Opening with a
smartphone

BT 680



Opening with a
remote control

BT 680 B KEY



Fuse box

fuse box with built-in transformer
24 V/220 V, with automatic power
connection 230 V, AC 50/60 Hz.
Prepared for intercom
and second relay.



Hardware & Accessories

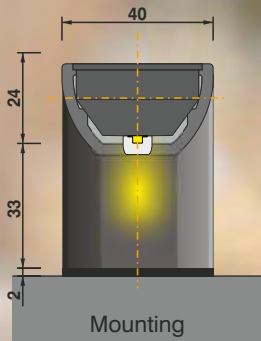
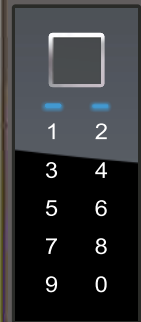
Pull handle Series 200



- ZAE 207
750 mm
- ZAE 209
950 mm
- ZAE 211
1100 mm
- ZAE 214
1400 mm
- ZAE 215
1500 mm
- ZAE 216
1600 mm
- ZAE 217
1700 mm
- ZAE 218
1800 mm



Option:
INOSMART
Single-point
LED light




Aluminium pull handle

Options:


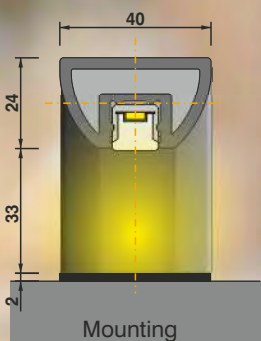

- Black (B)
- Other colour (AF) – surcharge
- Stainless steel imitation colour (E) – surcharge
- Wood décor colours (HF) – surcharge
- LED light (L) – surcharge
- Finger scanner (R / RS) – surcharge
- Pre-drilling for finger scanner – surcharge

Handle colour options



EXCLUSIVE DOORS

Option:
LED light – continuous



Design illumination

Options:

- Black (B)
- Other colour (AF) – surcharge
- Stainless steel imitation colour (E) – surcharge



Aluminium pull handle - horizontal

Options:

- Black (B)
- Other colour (AF) – surcharge
- Stainless steel imitation colour (E) – surcharge
- LED light – surcharge

Handle colour options



Colour matching
the door (TF)
Standard



Black
(B)
Option

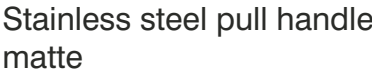


Other colour
(AF)
Surcharge

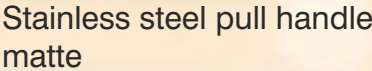


Colour – stainless steel
imitation (E)
Surcharge

Pull handle Series 600



ZAE 607	750 mm
ZAE 609	950 mm
ZAE 611	1100 mm
ZAE 614	1400 mm
ZAE 615	1500 mm
ZAE 616	1600 mm
ZAE 617	1700 mm
ZAE 618	1800 mm



Important: available for door heights
up to 2700mm



Stainless steel
matte
Standard

EXCLUSIVE DOORS

Door-height pull handle

Pull handle Series 700



Options:

- Inosmart System - Finger scanner Model R and RS - surcharge

Important: available for door heights up to 2700mm

Pull handle



Stainless steel matte Standard

Options:

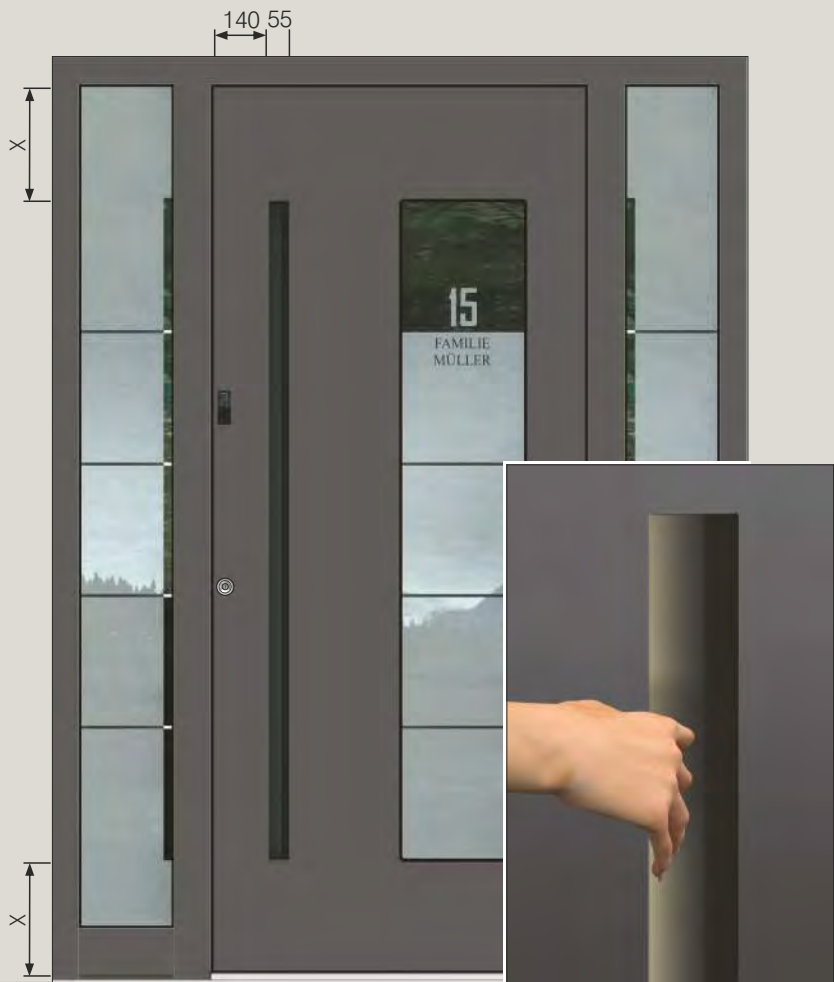
- Inosmart System - Finger scanner Model R and RS - surcharge

- Pre-drilling for finger scanner – surcharge



Hardware & Accessories

Recessed pull handle Series 200



Standard recess colour: RAL 9005 matte

Recess options (surcharge):

- Colour matching the door (TF)
- Other colours (AF)
- Wood décor colours (HF)
- LED light (L)

Dimensions:

- GM 214** - 1400 mm
- GM 215** - 1500 mm
- GM 216** - 1600 mm
- GM 217** - 1700 mm
- GM 218** - 1800 mm
- GM 219** - 1800 mm
- GM 220** - 1800 mm

Recess with flush mounted pull handle Series 500



Standard recess colour: RAL 9005 matte

Standard pull handle colour: door matching (TF)

Recess options (surcharge):

- Other colours (AF)
- Stainless steel imitation colour (E)
- Wood décor colours (HF)

Pull handle options (surcharge):

- With InoSmart finger scanner (RB)
- Pre-drilling for finger scanner

Dimensions:

- GM 514** - 1400 mm
- GM 515** - 1500 mm
- GM 516** - 1600 mm
- GM 517** - 1700 mm
- GM 518** - 1800 mm

EXCLUSIVE DOORS

Black Edition accessories

Digital door viewer



BT 19 EB

Security escutcheon



ZRE 46 B

Door knocker




BT 107 B

Door threshold

Ground static profile



Slender bottom rail in the side light




Weather strip



E 200 B

Finger scanner



BT 660 / 670

Door hinges



ZIE 405 B

Material: Stainless steel
black



ZIE 601 B

Material: Aluminium
black
Lever handle set - GA 601 B



ZIE 602 B

Material: Aluminium
black / Insert: Coloured
Lever handle set - GA 602 B



ZIE 603 B

Material: Aluminium
black
Lever handle set - GA 603 B



ZIE 308 B

Material: Stainless steel
black
Lever handle set - GA 308 B



ZIE 406 B

Material: Stainless steel
black

BLACK EDITION PACKAGE

The EXCLUSIV program captures the latest trends by incorporating the sleek and modern black in combination with other colours. The Black Edition Package is dedicated exclusively to the door's exterior, showcasing the following standard components in elegant black:

- Ground static profile
- Door threshold
- Slender bottom rail in the side light
- Security escutcheon
- Exterior applications

In addition, the following options are available in black:

- Pull handle
- Digital door viewer
- Door knocker
- Weather strip
- Interior lever handle

The inside door colour is configured by the customer to ensure that the appearance of the door complements the entryway.



Standard door fittings

Standard polished stainless steel door handle set
 Outside: Knob /Inside: Lever handle
 Polished plate-mounted handle set with integrated standard safety core drawing protection

RC 3 CERTIFIED

as per EN 1906



Glow-in-the dark handle LUMINO-ECONOMY LINE

- Luminescent inlay
- Visible from up to 15 meters in the dark or dusk
- No power required
- 15 years of runtime
- Designed for external use

ADVANTAGES OF POLISHED STAINLESS STEEL

- Hygienic
- Easy to maintain
- Acid, fat and moisture resistant
- Exclusive look
- Load bearing, stable and durable

Included in the price:
Polished stainless steel
inside / outside





Surcharge:
Stainless steel matte
inside / outside



Surcharge:
Varnished black matte
inside / outside



Surcharge:
Gold coated
inside / outside



Option: Security escutcheon

Option: Security escutcheon

INOTHERM entrance doors come with a standard polished safety handle set: Knob on the outside, lever handle on the inside. Optionally: Lever handle on both sides.


The handle sets are also available in stainless steel, PVD gold, varnished white or black.

The handle sets have a standard built-in safety guard and a high quality, state-of-the-art bearing spindle mechanism, which allows an unlimited use and durability of the handles.

EXCLUSIVE DOORS

Inner lever handles

Serie ZIE 50



Serie ZIE 40



Serie ZIE 30



Serie ZIE 20



Serie ZIE 10



ABSOLUTELY PRECISE CRAFTSMANSHIP IN HAND

The standard inner lever handle can be upgraded to the sophisticated handles from the Design series.

Crafted with the utmost precision, these interior lever handles come in a sleek matte stainless steel finish. The incorporated ball bearing spindle mechanism ensures both unlimited functionality and robust strength. Our commitment to excellence is reflected in the impeccable production of these handles, which boast top-tier quality and technical perfection. Choose the finish of your preference to match the colour of your door and enhance its overall aesthetics.



In alignment with contemporary architectural principles, characterized by minimalism and a focus on essentials, our interior lever handles seamlessly integrate into this design ethos. With their refined design, they complement the clean lines and simplicity of modern architecture.



Option: Inner lever handle ZIE 60 Aluminium Series: ZIE 61 / ZIE 62 / ZIE 63 / ZIE 64

available as inner and outer lever handle set: GA 11 / GA 21 / GA 31 / GA 32

*

Package RC 2

Verified by IFT ROSENHEIM
Certificate No.: 20-005012-PR01

Exterior frame dimensions: max W/H 1300 mm x 2700 mm
Side element: max W/H 2000 mm x 2700 mm

INHERENT STANDARD SAFETY AND BURGLARY RESISTANCE

The EXCLUSIV range of entrance doors ensures a high-level standard of burglary resistance and safety, achieved through the careful selection of compact materials, an above-average thickness in both frame profiles and door leaf, the incorporation of security escutcheons, and the use of multi-point locking systems. These features collectively establish a formidable deterrent against potential intruders.

For those desiring enhanced security, optional anti-burglary packages, namely RC2 or RC3, are available for an additional charge. These packages have undergone rigorous testing and certification by the ift Rosenheim Institute. Crucially, opting for one of these safety packages does not compromise the visual aesthetics or design of the entrance doors.



Furthermore, doors equipped with the RC2 packages can be combined with side or transom lights, offering flexibility without compromising on security.

Multipoint hook
and bold lock

*

P4A laminated safety exterior glass
in the door leaf,
side and transom lights

*

K 100 security cylinder

Triple glazing

*

VSG 6 mm laminated safety interior glass
in the door leaf,
side and transom lights

*

Security escutcheon
on the exterior
or RC3 handle set

3 barrel hinges

*

Adhesion of glass
into side or transom
lights with special
adhesive

*

Anti-drilling stainless steel plate
in the cylinder area





Package RC 3

Verified by IFT ROSENHEIM
Certificate No.: 20-005012-PR02

Exterior frame dim.: max W/H 1300 mm x 2700 mm
Side element: max W/H 2000 mm x 2700 mm



**Multipoint hook
and bolt lock**

*

**P5A laminated
safety exterior glass**
in the door leaf,
side and transom
lights

*

Security bolts
stainless steel
3 x BT 9 RC

Triple glazing

*

**VSG 6 mm laminated
safety interior glass**
in the door leaf,
side and transom
lights

*

Security escutcheon
on the exterior
or RC3 handle set

3 barrel hinges

*

Adhesion of glass into
side or transom lights
with special adhesive

*

K 100 security cylinder

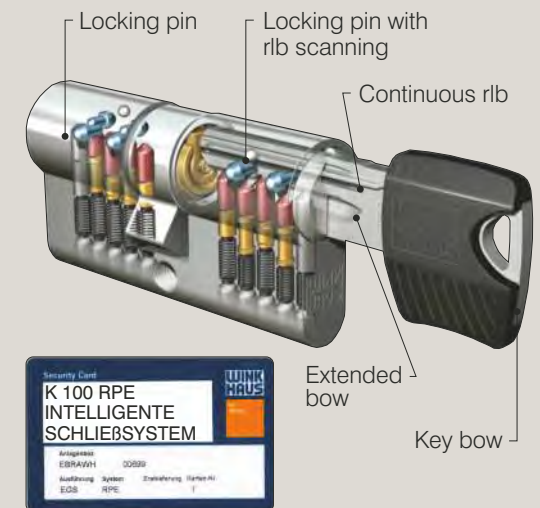
*

**Anti-drilling
stainless steel plate**
in the cylinder area

EXCLUSIVE DOORS

Security equipment

The intelligent security locking
system for your home.



Versatile and safe -
today and in the future.

The Winkhaus keyTec RPE is a cutting-edge secure cylinder. Its innovative duplication protection guarantees that only authorized individuals can create a duplicate key. This is accomplished through a uniquely stamped rib on the key, which is then read by the retaining ball in the locking cylinder.



OUR ONLINE DOOR CONFIGURATOR

At www.inotherm.com you have the option to easily configure your front door. With just a few clicks, you can create your individual design and see the result immediately.

Quick preparation of quotations with recommended prices and colour drawings at your local INOTHERM sales partner nearby.

INOTHERM INOKALK - PARTNER

The exclusive Inotherm aluminium doors are sold through a network of competent partners who use the professional **INOTHERM INOKALK** configurator and provide detailed quotes, measuring, installations, warranty and consultations.

INOTHERM DOOR STUDIO

Can't find your dream door in our wide model range? Are you looking for something different, a bespoke door? Our **DOOR STUDIO** can design a unique door for you according to your specifications!

YOUR STYLE.
YOUR DESIGN.
NOW ONLINE.



NEW ENTRANCE DOOR CONFIGURATOR!

EASILY DESIGN THE PERFECT DOOR FOR YOUR HOME

Bring your unique ideas to life. Explore the new Inotherm configurator and create the entrance you've always dreamed of with just a few clicks!

ONE DOOR,
COUNTLESS
POSSIBILITIES



WARRANTY

The name Inotherm stands for a unique combination of traditional quality and cutting-edge technological innovation. Based on a wealth of experience, knowledge and state-of-the-art manufacturing processes, we have been manufacturing entrance doors that meet the highest criteria for modern, stylish, secure and sustainable homes for 40 years. We firmly believe our products, therefore:

INOTHERM

provides a warranty on its delivered

ALUMINIUM ENTRANCE DOOR

products that exceeds the usual warranty terms on the market

provided that the instructions for the product's installation, care and maintenance are followed.

Warranty period

3
years

- For the problem-free operation of the installed hardware and other moving parts.
- For the problem-free operation of built-in electronic components.

5
years

- For the airtightness of thermal insulation glass.
- For the durability of handlebars and door handles made from stainless steel, provided there is no mechanical damage to or changes in the appearance of the surface due to environmental influences.

10
years

- For the functionality of the product - flawless operation and sealing.
- For weather resistance against unnatural colour changes and the formation of cracks on surfaces, anodised and powder-coated aluminium door profiles.

30
year

guarantee

- Inotherm warrants that it can re-service its products as needed and provide replacement parts, thus ensuring up to 30 years of flawless operation or service life. Replacement parts may include parts that are not visually identical to the originally installed part, but have the same function. Electronic components are excluded. The services necessary to maintain flawless operation, and the required material, billable hours, etc. are charged according to the valid price list on the day the service is performed.

EXCLUSIVE ENTRANCE DOORS



Your business partner